

Datasheet for ABIN1048777

**anti-GPR21 antibody (Cytoplasmic Domain)****3** Images[Go to Product page](#)

## Overview

Quantity:	50 µg
Target:	GPR21
Binding Specificity:	Cytoplasmic Domain
Reactivity:	Human, Pig, Monkey
Host:	Rabbit
Clonality:	Polyclonal
Application:	Immunohistochemistry (IHC), Immunohistochemistry (Paraffin-embedded Sections) (IHC (p))

## Product Details

Brand:	IHC-plus™
Immunogen:	Synthetic 20 amino acid peptide from 3rd cytoplasmic domain of human GPR21. Percent identity with other species by BLAST analysis: Human, Gorilla, Gibbon, Monkey, Pig (100%), Bat, Bovine (95%), Mouse, Rat (85%).  Type of Immunogen: Synthetic peptide
Specificity:	Human GPR21. BLAST analysis of the peptide immunogen showed no homology with other human proteins.
Predicted Reactivity:	Percent identity with other species by BLAST analysis: Human, Gorilla, Gibbon, Monkey, Pig (100%) Bat, Bovine (95%) Mouse, Rat (85%).
Purification:	Immunoaffinity purified

## Target Details

Target:	GPR21
Alternative Name:	GPR21 ( <a href="#">GPR21 Products</a> )
Background:	Name/Gene ID: GPR21 Subfamily: Orphan-A Family: GPCR  Synonyms: GPR21, G protein-coupled receptor 21
Gene ID:	2844
Pathways:	<a href="#">Carbohydrate Homeostasis</a>

## Application Details

Application Notes:	Approved: IHC, IHC-P (1.4 µg/mL)
Comment:	Target Species of Antibody: Human
Assay Procedure:	<b>The IHC-pro Immunohistochemistry Protocol</b>

### Tissue Preparation

Formalin fixation and embedding in paraffin wax

### Tissue Sectioning

Make 4-µm sections and place on pre-cleaned and charged microscope slides.

Heat in a tissue-drying oven for 45 minutes at 60°C

Deparaffinization

Wash slides in 3 changes of xylene – 5 minutes each at room temperature.

### Rehydration

Wash slides in 3 changes of 100% alcohol – 3 minutes each at room temperature.

Wash slides in 2 changes of 95% alcohol – 3 minutes each at room temperature.

Wash slides in 1 change of 80% alcohol – 3 minutes at room temperature.

Rinse slides in gentle running distilled water – 5 minutes at room temperature.

### Antigen retrieval

Steam slides in 0.01 M sodium citrate buffer, pH 6.0 at 99-100°C - 20 minutes

Remove from heat and let stand at room temperature in buffer - 20 minutes

Rinse in 1X TBS with Tween (TBST) – 1 minute at room temperature.

### Immunostaining

Do not allow tissues to dry at any time during the staining procedure.

Apply a universal protein block – 20 minutes at room temperature.

Drain protein block from slides, apply diluted primary antibody – 45 minutes at room temperature.

Rinse slides in 1X TBST - 1 minute at room temperature.

Apply a biotinylated secondary antibody (specific to the host of the primary antibody) - 30 minutes at room temperature.

Rinse slides 1X TBST – 1 minute at room temperature.

Apply alkaline phosphatase streptavidin – 30 minutes at room temperature.

Rinse slides in 1X TBST - 1 minute at room temperature.

Apply alkaline phosphatase chromogen substrate – 30 minutes at room temperature.

Wash slides in distilled water – 1 minute at room temperature.

### Dehydrate

This method should only be used if the chromogen substrate is alcohol insoluble.

Wash slides in 2 changes of 80% alcohol – 1 minute each at room temperature.

Wash slides in 2 changes of 95% alcohol – 1 minute each at room temperature.

Wash slides in 3 changes of 100% alcohol – 1 minute each at room temperature.

Wash slides in 3 changes of xylene – 1 minute each at room temperature.

Apply coverslip

---

Restrictions:	For Research Use only
---------------	-----------------------

### Handling

---

Format:	Liquid
---------	--------

Concentration:	Lot specific
----------------	--------------

Buffer:	PBS, less than 0.1 % sodium azide.
---------	------------------------------------

Preservative:	Sodium azide
---------------	--------------

Precaution of Use:	This product contains Sodium azide: a POISONOUS AND HAZARDOUS SUBSTANCE which should be handled by trained staff only.
--------------------	--

Storage:	4 °C,-20 °C
----------	-------------

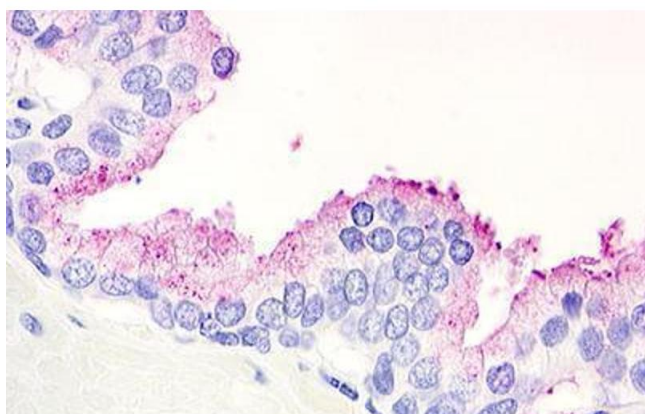
---

## Handling

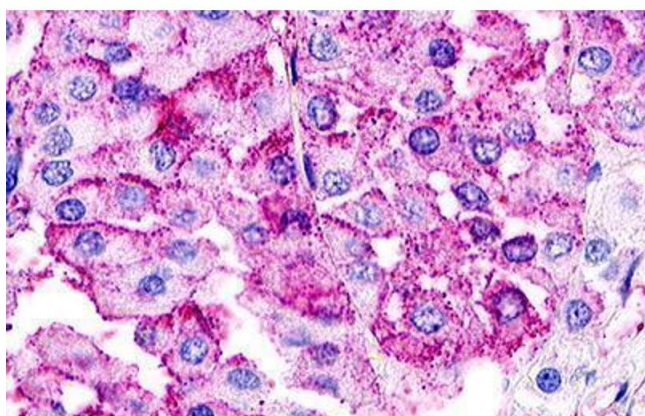
Storage Comment: Aliquot and store undiluted at -20°C or below for up to 1 year. Can be stored undiluted at 4°C for up to 1 month. Avoid freeze-thaw cycles.

Expiry Date: 12 months

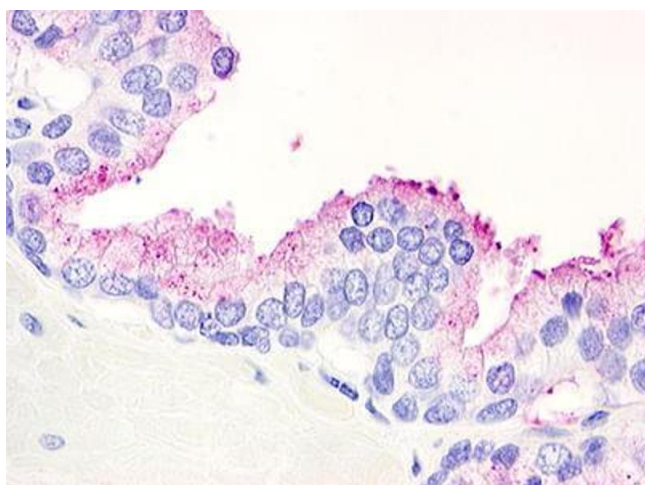
## Images



**Image 1.**



**Image 2.**



### Immunohistochemistry

**Image 3.** Anti-GPR21 antibody IHC of human prostate. Immunohistochemistry of formalin-fixed, paraffin-embedded tissue after heat-induced antigen retrieval. Antibody dilution 1.4 ug/ml.