

Datasheet for ABIN1048965
anti-HRH4 antibody (C-Term)

5 Images

[Go to Product page](#)

Overview

Quantity:	50 µg
Target:	HRH4
Binding Specificity:	C-Term
Reactivity:	Human
Host:	Rabbit
Clonality:	Polyclonal
Conjugate:	This HRH4 antibody is un-conjugated
Application:	ELISA, Immunohistochemistry (IHC), Immunohistochemistry (Paraffin-embedded Sections) (IHC (p)), Immunocytochemistry (ICC)

Product Details

Brand:	IHC-plus™
Immunogen:	Synthetic 17 amino acid peptide from C-terminus of human HRH4 / Histamine H4 Receptor. Percent identity with other species by BLAST analysis: Human (100%), Gibbon, Monkey (94%). Type of Immunogen: Synthetic peptide
Specificity:	Human HRH4 / Histamine H4 Receptor. BLAST analysis of the peptide immunogen showed no homology with other human proteins.
Predicted Reactivity:	Percent identity with other species by BLAST analysis: Human (100%) Gibbon, Monkey (94%).
Purification:	Immunoaffinity purified

Target Details

Target:	HRH4
Alternative Name:	HRH4 / Histamine H4 Receptor (HRH4 Products)
Background:	Name/Gene ID: HRH4 Subfamily: Histamine Family: GPCR Synonyms: HRH4, BG26, G-protein coupled receptor 105, GPRv53, H4, HH4R, Histamine H4 receptor, GPCR105, H4R, Pfi-013, SP9144, AXOR35, Gprc105, H4 histamine receptor, Histamine receptor H4
Gene ID:	59340

Application Details

Application Notes:	Approved: ELISA, ICC, IHC, IHC-P (5 - 10 µg/mL)
Comment:	Target Species of Antibody: Human
Assay Procedure:	The IHC-pro Immunohistochemistry Protocol Tissue Preparation Formalin fixation and embedding in paraffin wax Tissue Sectioning Make 4-µm sections and place on pre-cleaned and charged microscope slides. Heat in a tissue-drying oven for 45 minutes at 60°C Deparaffinization Wash slides in 3 changes of xylene – 5 minutes each at room temperature. Rehydration Wash slides in 3 changes of 100% alcohol – 3 minutes each at room temperature. Wash slides in 2 changes of 95% alcohol – 3 minutes each at room temperature. Wash slides in 1 change of 80% alcohol – 3 minutes at room temperature. Rinse slides in gentle running distilled water – 5 minutes at room temperature. Antigen retrieval Steam slides in 0.01 M sodium citrate buffer, pH 6.0 at 99-100°C - 20 minutes

Remove from heat and let stand at room temperature in buffer - 20 minutes

Rinse in 1X TBS with Tween (TBST) – 1 minute at room temperature.

Immunostaining

Do not allow tissues to dry at any time during the staining procedure.

Apply a universal protein block – 20 minutes at room temperature.

Drain protein block from slides, apply diluted primary antibody – 45 minutes at room temperature.

Rinse slides in 1X TBST - 1 minute at room temperature.

Apply a biotinylated secondary antibody (specific to the host of the primary antibody) - 30 minutes at room temperature.

Rinse slides 1X TBST – 1 minute at room temperature.

Apply alkaline phosphatase streptavidin – 30 minutes at room temperature.

Rinse slides in 1X TBST - 1 minute at room temperature.

Apply alkaline phosphatase chromogen substrate – 30 minutes at room temperature.

Wash slides in distilled water – 1 minute at room temperature.

Dehydrate

This method should only be used if the chromogen substrate is alcohol insoluble.

Wash slides in 2 changes of 80% alcohol – 1 minute each at room temperature.

Wash slides in 2 changes of 95% alcohol – 1 minute each at room temperature.

Wash slides in 3 changes of 100% alcohol – 1 minute each at room temperature.

Wash slides in 3 changes of xylene – 1 minute each at room temperature.

Apply coverslip

Restrictions:	For Research Use only
---------------	-----------------------

Handling

Format:	Liquid
---------	--------

Concentration:	Lot specific
----------------	--------------

Buffer:	PBS, less than 0.1 % sodium azide.
---------	------------------------------------

Preservative:	Sodium azide
---------------	--------------

Precaution of Use:	This product contains Sodium azide: a POISONOUS AND HAZARDOUS SUBSTANCE which should be handled by trained staff only.
--------------------	--

Handling

Storage:	4 °C,-20 °C
Storage Comment:	Aliquot and store undiluted at -20°C or below for up to 1 year. Can be stored undiluted at 4°C for up to 1 month. Avoid freeze-thaw cycles.
Expiry Date:	12 months

Images

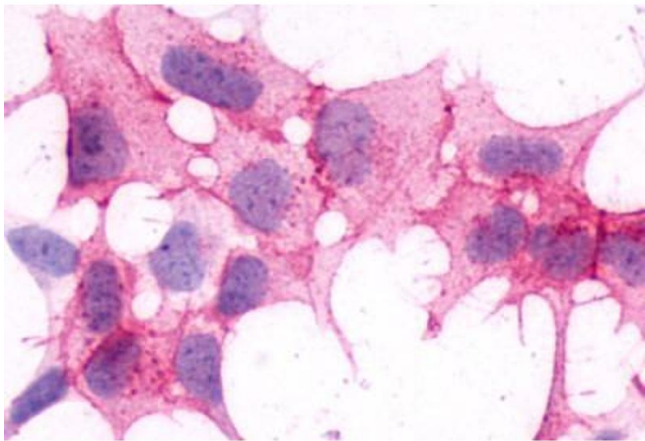


Image 1.

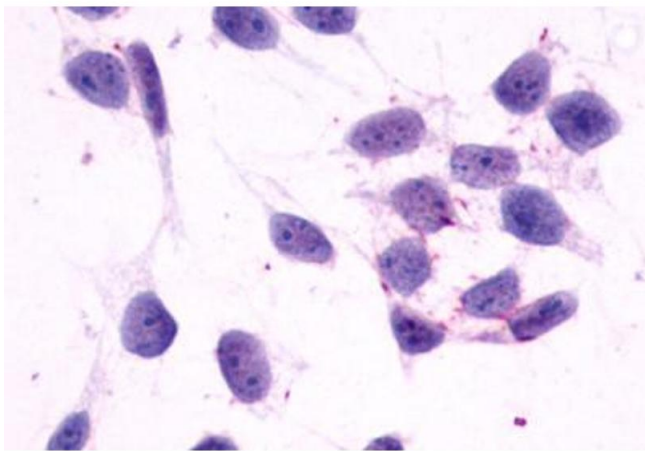
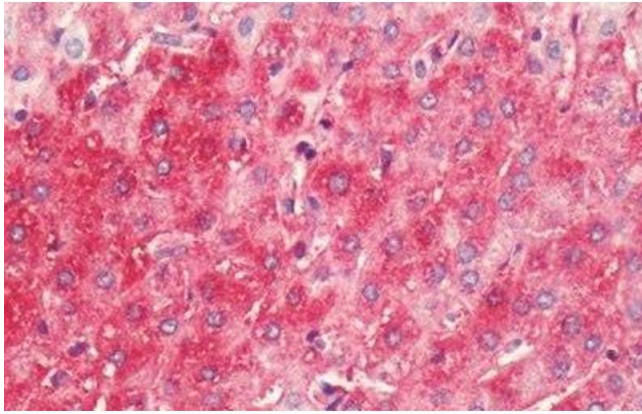


Image 2.



Immunohistochemistry

Image 3. Human, Liver: Formalin-Fixed Paraffin-Embedded (FFPE)

Please check the [product details page](#) for more images. Overall 5 images are available for ABIN1048965.