

Datasheet for ABIN1049330
anti-SLC12A2 antibody (Internal Region)



[Go to Product page](#)

3 Images

Overview

Quantity:	50 µg
Target:	SLC12A2
Binding Specificity:	Internal Region
Reactivity:	Human, Rat, Mouse, Cow, Dog, Pig, Horse, Monkey, Guinea Pig
Host:	Rabbit
Clonality:	Polyclonal
Conjugate:	This SLC12A2 antibody is un-conjugated
Application:	Immunohistochemistry (IHC), Immunohistochemistry (Paraffin-embedded Sections) (IHC (p))

Product Details

Brand:	IHC-plus™
Immunogen:	Synthetic 15 amino acid peptide from internal region of human SLC12A2 / NKCC1. Percent identity with other species by BLAST analysis: Human, Chimpanzee, Gorilla, Orangutan, Gibbon, Monkey, Marmoset, Mouse, Rat, Ferret, Elephant, Panda, Bovine, Dog, Horse, Pig, Opossum, Guinea pig (100%), Bat (93%). Type of Immunogen: Synthetic peptide
Specificity:	Human SLC12A2 / NKCC1. BLAST analysis of the peptide immunogen showed no homology with other human proteins.
Predicted Reactivity:	Percent identity with other species by BLAST analysis: Human, Chimpanzee, Gorilla, Orangutan, Gibbon, Monkey, Marmoset, Mouse, Rat, Ferret, Elephant, Panda, Bovine, Dog, Horse, Pig,

Product Details

Opossum, Guinea pig (100%) Bat (93%).

Purification: Immunoaffinity purified

Target Details

Target: SLC12A2

Alternative Name: SLC12A2 / NKCC1 ([SLC12A2 Products](#))

Background: Name/Gene ID: SLC12A2
Subfamily: Cation:chloride symporter
Family: Transporter

Synonyms: SLC12A2, Basolateral Na-K-Cl symporter, BSC2, MBSC2, NKCC1, Sy-ns, BSC

Gene ID: 6558

Pathways: [Sensory Perception of Sound](#)

Application Details

Application Notes: Approved: IHC, IHC-P (5 - 10 µg/mL)

Comment: Target Species of Antibody: Human

Assay Procedure: **The IHC-pro Immunohistochemistry Protocol**

Tissue Preparation

Formalin fixation and embedding in paraffin wax

Tissue Sectioning

Make 4-µm sections and place on pre-cleaned and charged microscope slides.

Heat in a tissue-drying oven for 45 minutes at 60°C

Deparaffinization

Wash slides in 3 changes of xylene – 5 minutes each at room temperature.

Rehydration

Wash slides in 3 changes of 100% alcohol – 3 minutes each at room temperature.

Wash slides in 2 changes of 95% alcohol – 3 minutes each at room temperature.

Wash slides in 1 change of 80% alcohol – 3 minutes at room temperature.

Rinse slides in gentle running distilled water – 5 minutes at room temperature.

Antigen retrieval

Steam slides in 0.01 M sodium citrate buffer, pH 6.0 at 99-100°C - 20 minutes

Remove from heat and let stand at room temperature in buffer - 20 minutes

Rinse in 1X TBS with Tween (TBST) – 1 minute at room temperature.

Immunostaining

Do not allow tissues to dry at any time during the staining procedure.

Apply a universal protein block – 20 minutes at room temperature.

Drain protein block from slides, apply diluted primary antibody – 45 minutes at room temperature.

Rinse slides in 1X TBST - 1 minute at room temperature.

Apply a biotinylated secondary antibody (specific to the host of the primary antibody) - 30 minutes at room temperature.

Rinse slides 1X TBST – 1 minute at room temperature.

Apply alkaline phosphatase streptavidin – 30 minutes at room temperature.

Rinse slides in 1X TBST - 1 minute at room temperature.

Apply alkaline phosphatase chromogen substrate – 30 minutes at room temperature.

Wash slides in distilled water – 1 minute at room temperature.

Dehydrate

This method should only be used if the chromogen substrate is alcohol insoluble.

Wash slides in 2 changes of 80% alcohol – 1 minute each at room temperature.

Wash slides in 2 changes of 95% alcohol – 1 minute each at room temperature.

Wash slides in 3 changes of 100% alcohol – 1 minute each at room temperature.

Wash slides in 3 changes of xylene – 1 minute each at room temperature.

Apply coverslip

Restrictions: For Research Use only

Handling

Format: Liquid

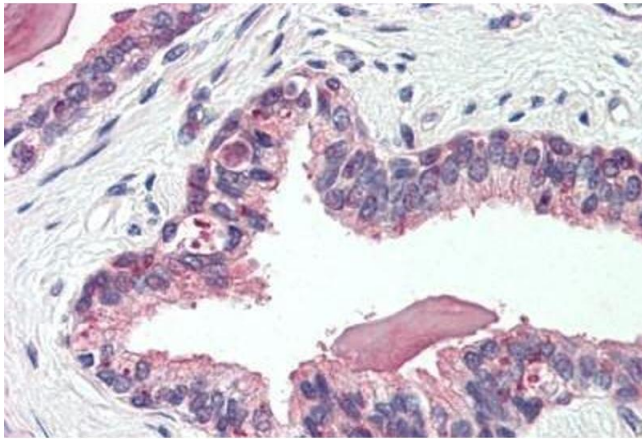
Concentration: Lot specific

Buffer: PBS, less than 0.1 % sodium azide.

Handling

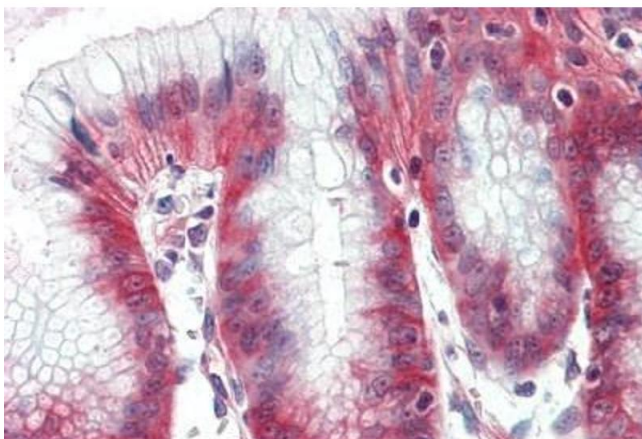
Preservative:	Sodium azide
Precaution of Use:	This product contains Sodium azide: a POISONOUS AND HAZARDOUS SUBSTANCE which should be handled by trained staff only.
Storage:	4 °C,-20 °C
Storage Comment:	Aliquot and store undiluted at -20°C or below for up to 1 year. Can be stored undiluted at 4°C for up to 1 month. Avoid freeze-thaw cycles.
Expiry Date:	12 months

Images



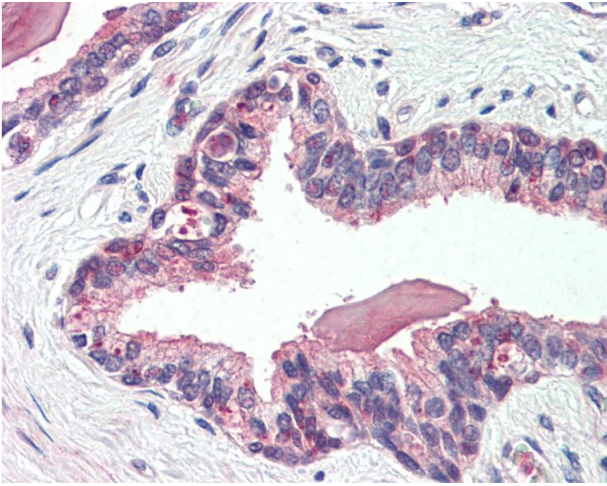
Immunohistochemistry

Image 1. Human, Prostate: Formalin-Fixed Paraffin-Embedded (FFPE)



Immunohistochemistry

Image 2. Human, Stomach: Formalin-Fixed Paraffin-Embedded (FFPE)



Immunohistochemistry

Image 3. Human, Prostate: Formalin-Fixed Paraffin-Embedded (FFPE)