Datasheet for ABIN1078210

anti-IFNA antibody (AA 24-192)

5 Images

Go to Product page

Overview

Quantity:	100 µL
Target:	IFNA
Binding Specificity:	AA 24-192
Reactivity:	Rat
Host:	Rabbit
Clonality:	Polyclonal
Application:	Western Blotting (WB), Immunohistochemistry (IHC), Immunoprecipitation (IP), Immunocytochemistry (ICC)

Product Details

Purpose:	Polyclonal Antibody to Interferon Alpha (IFNa)
Immunogen:	Recombinant Interferon Alpha (IFNa)
Isotype:	IgG
Specificity:	The antibody is a rabbit polyclonal antibody raised against IFNa. It has been selected for its ability to recognize IFNa in immunohistochemical staining and western blotting.
Cross-Reactivity:	Human
Purification:	Antigen-specific affinity chromatography followed by Protein A affinity chromatography

Target Details

Target:	IFNA

 Copyright antibodies-online. All rights reserved.

Target Details

Alternative Name:	Interferon Alpha (IFNA Products)
Background:	IFNA1, IFL, LeIF D, IFN, IFN-Alpha, IFNA13, IFN-A, IFNAP22, IFN-Alpha 1b, Interferon Alpha 1b, Interferon, Leukocytic, IFN, Leukocyte, Interferon alpha-D
Pathways:	JAK-STAT Signaling, TLR Signaling, Hepatitis C, Inflammasome

Application Details

Application Notes:	Western blotting: 0.5-2 µg/mL Immunohistochemistry: 5-20 µg/mL Immunocytochemistry: 5-20 µg/mL Optimal working dilutions must be determined by end user.
Comment:	The thermal stability is described by the loss rate. The loss rate was determined by accelerated thermal degradation test, that is, incubate the protein at 37°C for 48h, and no obvious degradation and precipitation were observed. The loss rate is less than 5% within the expiration date under appropriate storage condition.
Restrictions:	For Research Use only

Handling

Format:	Liquid
Concentration:	Lot specific
Buffer:	0.01M PBS, pH 7.4, containing 0.05 % Proclin-300, 50 % glycerol.
Preservative:	ProClin
Precaution of Use:	WARNING: Reagents contain sodium azide. Sodium azide is very toxic if ingested or inhaled. Avoid contact with skin, eyes, or clothing. Wear eye or face protection when handling. If skin or eye contact occurs, wash with copious amounts of water. If ingested or inhaled, contact a physician immediately. Sodium azide yields toxic hydrazoic acid under acidic conditions. Dilute azide-containing compounds in running water before discarding to avoid accumulation of potentially explosive deposits in lead or copper plumbing.
Handling Advice:	Avoid repeated freeze-thaw cycles.
Storage:	4 °C,-20 °C
Storage Comment:	Store at 4°C for frequent use. Stored at -20°C in a manual defrost freezer for two year without detectable loss of activity. Avoid repeated freeze-thaw cycles.

Handling

Expiry Date:	24 months

Images



Western Blotting

Image 1.

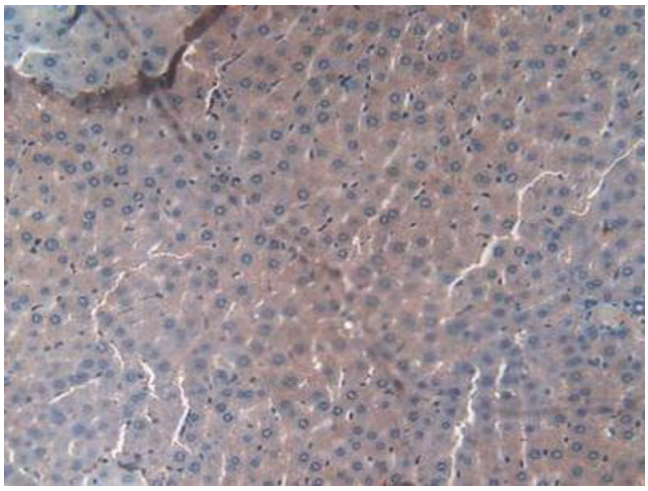

Immunohistochemistry

Image 2. Figure. DAB staining on IHC-P; Samples: *Rat Liver Tissue.*

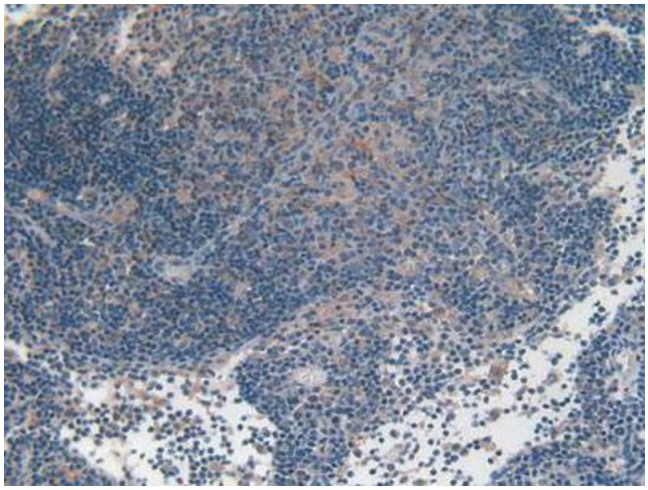

Immunohistochemistry

Image 3. Figure. DAB staining on IHC-P; Samples: *Rat Lymph Node Tissue.*

Please check the product details page for more images. Overall 5 images are available for ABIN1078210.