



[Go to Product page](#)

Datasheet for ABIN1098106  
**anti-SRY antibody (AA 1-204)**

6 Images

2 Publications

### Overview

Quantity:	0.1 mg
Target:	SRY
Binding Specificity:	AA 1-204
Reactivity:	Human
Host:	Mouse
Clonality:	Monoclonal
Conjugate:	This SRY antibody is un-conjugated
Application:	Western Blotting (WB), ELISA, Immunohistochemistry (IHC), Flow Cytometry (FACS)

### Product Details

Immunogen:	Purified recombinant fragment of human SRY (AA:1-204) expressed in E. coli.
Clone:	1G4
Isotype:	IgG1
Purification:	purified

### Target Details

Target:	SRY
Alternative Name:	SRY ( <a href="#">SRY Products</a> )
Background:	Description: This intronless gene encodes a transcription factor that is a member of the high mobility group (HMG)-box family of DNA-binding proteins. This protein is the testis-determining

## Target Details

---

factor (TDF), which initiates male sex determination. Mutations in this gene give rise to XY females with gonadal dysgenesis (Swyer syndrome), translocation of part of the Y chromosome containing this gene to the X chromosome causes XX male syndrome.

Aliases: TDF, TDY, SRXX1, SRXY1

---

Molecular Weight: 23.9 kDa

---

Gene ID: 6736

---

HGNC: 6736

## Application Details

---

Application Notes: ELISA: 1:10000, WB: 1:500 - 1:2000, IHC: 1:200 - 1:1000, FCM: 1:200 - 1:400

Restrictions: For Research Use only

## Handling

---

Format: Liquid

Buffer: Purified antibody in PBS with 0.05 % sodium azide

Preservative: Sodium azide

Precaution of Use: This product contains Sodium azide: a POISONOUS AND HAZARDOUS SUBSTANCE which should be handled by trained staff only.

Storage: 4 °C/-20 °C

Storage Comment: 4°C, -20°C for long term storage

## Publications

---

Product cited in: Hirano, Sakanaka, Yoshimi, Sugimoto, Eguchi, Yamauchi, Nara, Maeda, Ami, Gotoh, Katayama, Iida, Kato, Ohno, Fukiya, Yokota, Nishimoto, Kitaoka, Nakai, Kurihara: "Next-generation prebiotic promotes selective growth of bifidobacteria, suppressing Clostridioides difficile." in: **Gut microbes**, Vol. 13, Issue 1, pp. 1973835, (2022) ([PubMed](#)).

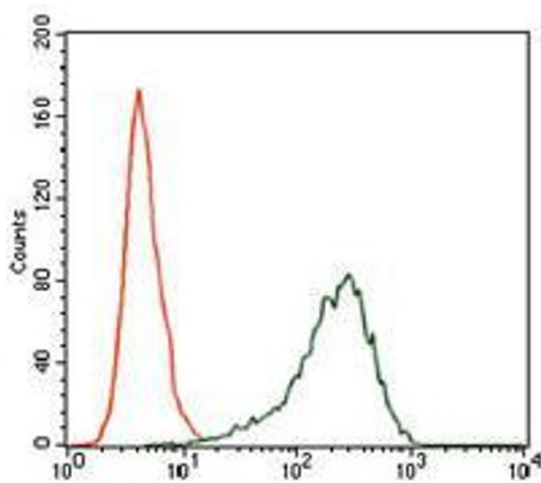
von Schwartzberg, Bisanz, Lyalina, Spanogiannopoulos, Ang, Cai, Dickmann, Friedrich, Liu, Collins, Ingebrigtsen, Miller, Turnbaugh, Patterson, Pollard, Mai, Spranger, Turnbaugh: "Caloric restriction disrupts the microbiota and colonization resistance." in: **Nature**, Vol. 595, Issue 7866, pp. 272-277, (2021) ([PubMed](#)).

Edwards, Krall, McBride: "Strain-Dependent RstA Regulation of Clostridioides difficile Toxin Production and Sporulation." in: **Journal of bacteriology**, Vol. 202, Issue 2, (2020) ([PubMed](#)).

Dhillon, Johnson, Shannon, Greenwood, Roberts, Bustin: "Homogeneous and digital proximity ligation assays for the detection of Clostridium difficile toxins A and B." in: **Biomolecular detection and quantification**, Vol. 10, pp. 2-8, (2016) ([PubMed](#)).

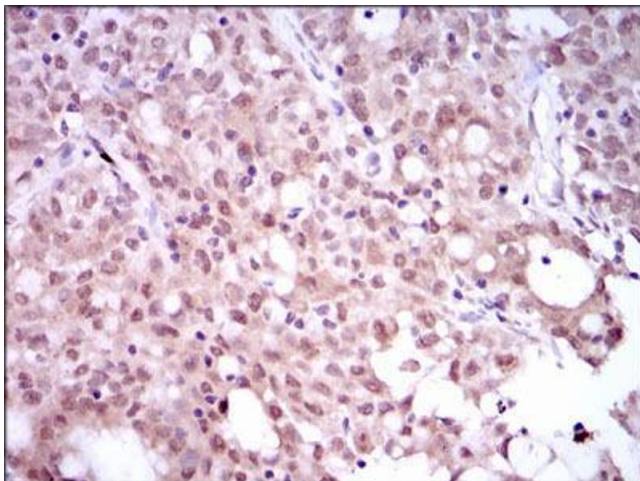
## Images

---



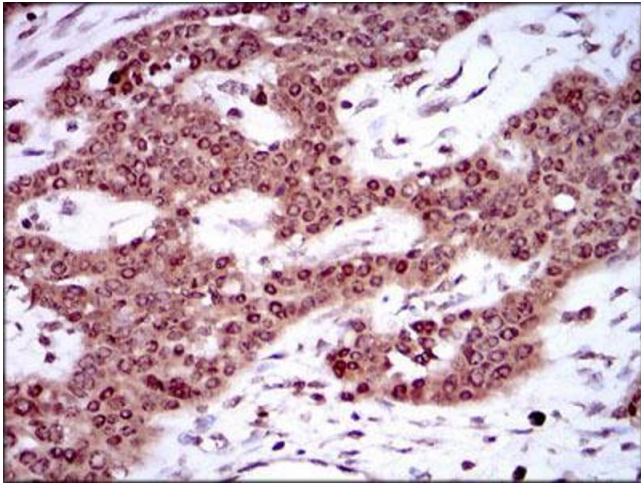
### Flow Cytometry

**Image 1.** Flow cytometric analysis of HepG2 cells using SRY mouse mAb (green) and negative control (red).



### Immunohistochemistry

**Image 2.** Immunohistochemical analysis of paraffin-embedded cervical cancer tissues using SRY mouse mAb with DAB staining.



### Immunohistochemistry

**Image 3.** Immunohistochemical analysis of paraffin-embedded ovarian cancer tissues using SRY mouse mAb with DAB staining.

Please check the [product details page](#) for more images. Overall 6 images are available for ABIN1098106.