



[Go to Product page](#)

Datasheet for ABIN1106965

anti-DLL4 antibody

4 Images

Overview

Quantity:	0.1 mg
Target:	DLL4
Reactivity:	Human
Host:	Mouse
Clonality:	Monoclonal
Conjugate:	This DLL4 antibody is un-conjugated
Application:	Western Blotting (WB), Enzyme Immunoassay (EIA)

Product Details

Clone:	4A11F8-4A11G2
Specificity:	This antibody recognizes DLL4.
Cross-Reactivity (Details):	Species reactivity (tested):Human.
Purification:	Purified

Target Details

Target:	DLL4
Alternative Name:	delta-Like Protein 4 / DLL4 (DLL4 Products)
Background:	This gene is a homolog of the Drosophila delta gene. The delta gene family encodes Notch ligands that are characterized by a DSL domain, EGF repeats, and a transmembrane domain.Synonyms: Delta 4, Drosophila Delta homolog 4

Target Details

Molecular Weight: 74.6 kDa

Gene ID: 54567

Pathways: [Notch Signaling](#)

Application Details

Application Notes: Optimal working dilution should be determined by the investigator.

Restrictions: For Research Use only

Handling

Format: Liquid

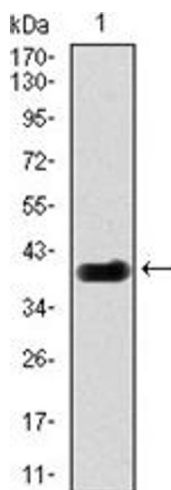
Concentration: 1.0 mg/mL

Buffer: PBS, 0.05 % Sodium Azide, 0.5 % protein stabilizer

Preservative: Sodium azide

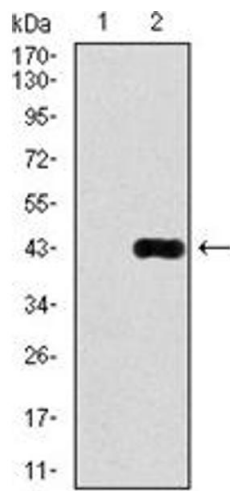
Precaution of Use: This product contains sodium azide: a POISONOUS AND HAZARDOUS SUBSTANCE which should be handled by trained staff only.

Images



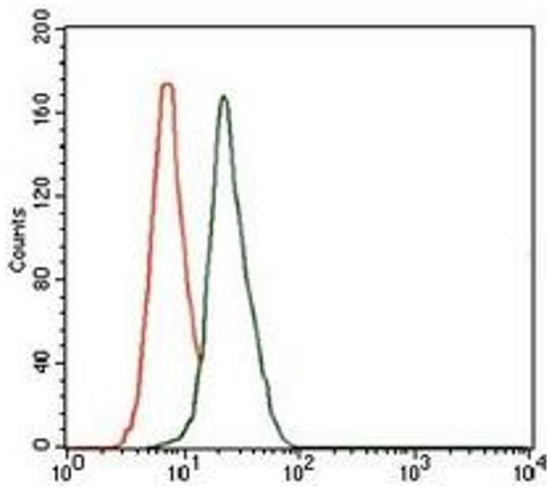
Western Blotting

Image 1.



Western Blotting

Image 2.



Flow Cytometry

Image 3.

Please check the [product details page](#) for more images. Overall 4 images are available for ABIN1106965.