

Datasheet for ABIN1109527

anti-YAP1 antibody

5 Images

[Go to Product page](#)

Overview

Quantity:	0.1 mg
Target:	YAP1
Reactivity:	Human
Host:	Mouse
Clonality:	Monoclonal
Conjugate:	This YAP1 antibody is un-conjugated
Application:	Western Blotting (WB), Immunohistochemistry (Paraffin-embedded Sections) (IHC (p)), Flow Cytometry (FACS), Enzyme Immunoassay (EIA)

Product Details

Clone:	1A12
Isotype:	IgG1
Specificity:	Recognizes YAP1
Cross-Reactivity (Details):	Species reactivity (tested):Human.
Purification:	Purified

Target Details

Target:	YAP1
Alternative Name:	YAP1 (YAP1 Products)
Background:	This gene encodes the human ortholog of chicken YAP protein which binds to the SH3 domain

Target Details

of the Yes proto-oncogene product. This protein contains a WW domain that is found in various structural, regulatory and signaling molecules in yeast, nematode, and mammals, and may be involved in protein-protein interaction.Synonyms: 65 kDa Yes-associated protein, YAP, YAP65

Gene ID: 10413

Pathways: [MAPK Signaling](#), [Stem Cell Maintenance](#), [Regulation of Lipid Metabolism by PPARalpha](#)

Application Details

Application Notes: Optimal working dilution should be determined by the investigator.

Restrictions: For Research Use only

Handling

Format: Liquid


Concentration: 1.0 mg/mL

Buffer: PBS, 0.05 % Sodium Azide, 0.5 % protein stabilizer

Preservative: Sodium azide

Precaution of Use: This product contains sodium azide: a POISONOUS AND HAZARDOUS SUBSTANCE which should be handled by trained staff only.

Images

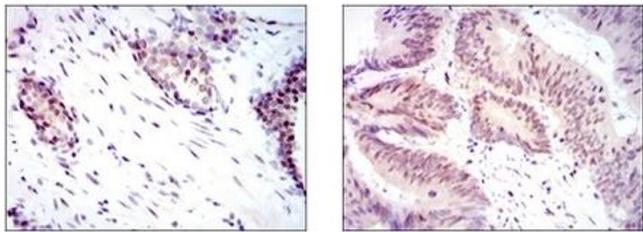


Western Blotting

Image 1.

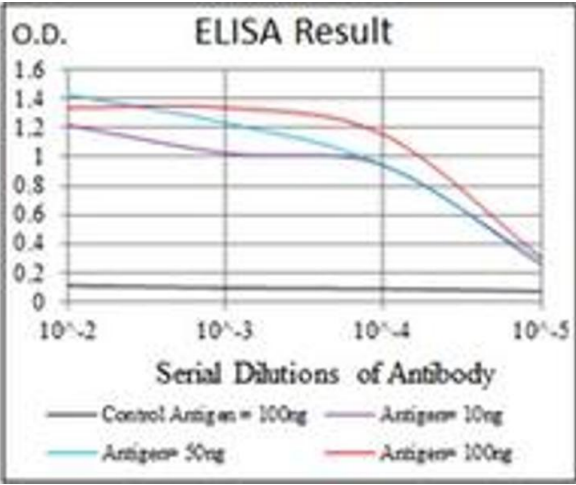
Immunohistochemistry

Image 2.



ELISA

Image 3.



Please check the [product details page](#) for more images. Overall 5 images are available for ABIN1109527.