

Datasheet for ABIN1176469
anti-LOXL4 antibody (AA 479-756)

3 Images

[Go to Product page](#)

Overview

| | |
|----------------------|--|
| Quantity: | 100 µL |
| Target: | LOXL4 |
| Binding Specificity: | AA 479-756 |
| Reactivity: | Human |
| Host: | Rabbit |
| Clonality: | Polyclonal |
| Application: | Western Blotting (WB), Immunohistochemistry (IHC), Immunocytochemistry (ICC) |

Product Details

| | |
|---------------|--|
| Immunogen: | LOXL4 (Trp479-Ile756) |
| Isotype: | IgG |
| Specificity: | The antibody is a rabbit polyclonal antibody raised against LOXL4. It has been selected for its ability to recognize LOXL4 in immunohistochemical staining and western blotting. |
| Purification: | Antigen-specific affinity chromatography |

Target Details


| | |
|-------------------|---|
| Target: | LOXL4 |
| Alternative Name: | Lysyl Oxidase Like Protein 4 (LOXL4) (LOXL4 Products) |
| Background: | Alternative Names: LOXC, Lysyl oxidase homolog 4, Lysyl oxidase-related protein C |

Application Details

| | |
|--------------------|---|
| Application Notes: | <ul style="list-style-type: none">Western blotting: 1:50-400 Immunocytochemistry in formalin fixed cells: 1:50-500 Immunohistochemistry in formalin fixed frozen section: 1:50-500 Immunohistochemistry in paraffin section: 1:10-100 Enzyme-linked Immunosorbent Assay: 1:100-1:5000 Optimal working dilutions must be determined by end user. |
| Comment: | The thermal stability is described by the loss rate. The loss rate was determined by accelerated thermal degradation test, that is, incubate the protein at 37°C for 48h, and no obvious degradation and precipitation were observed. The loss rate is less than 5% within the expiration date under appropriate storage condition. |
| Restrictions: | For Research Use only |

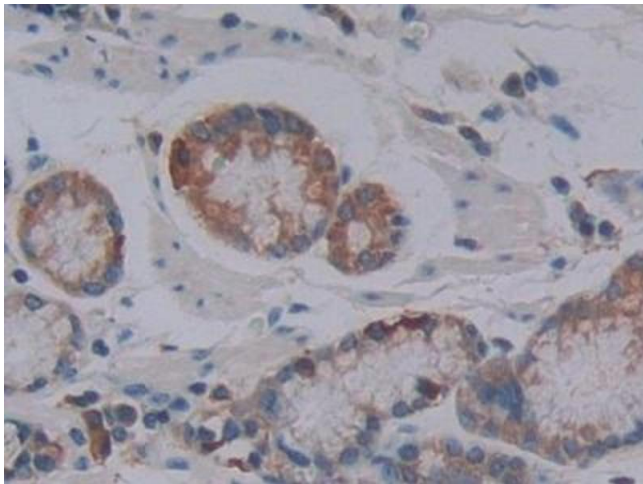
Handling

| | |
|--------------------|--|
| Format: | Liquid |
| Concentration: | Lot specific |
| Buffer: | PBS, pH 7.4, containing 0.02 % Sodium azide, 50 % glycerol. |
| Preservative: | Sodium azide |
| Precaution of Use: | WARNING: Reagents contain sodium azide. Sodium azide is very toxic if ingested or inhaled. Avoid contact with skin, eyes, or clothing. Wear eye or face protection when handling. If skin or eye contact occurs, wash with copious amounts of water. If ingested or inhaled, contact a physician immediately. Sodium azide yields toxic hydrazoic acid under acidic conditions. Dilute azide-containing compounds in running water before discarding to avoid accumulation of potentially explosive deposits in lead or copper plumbing. |
| Handling Advice: | Avoid repeated freeze-thaw cycles. |
| Storage: | 4 °C |
| Storage Comment: | Store at 2-8 °C for one month. Aliquot and store at -80 °C for 12 months. |
| Expiry Date: | 12 months |



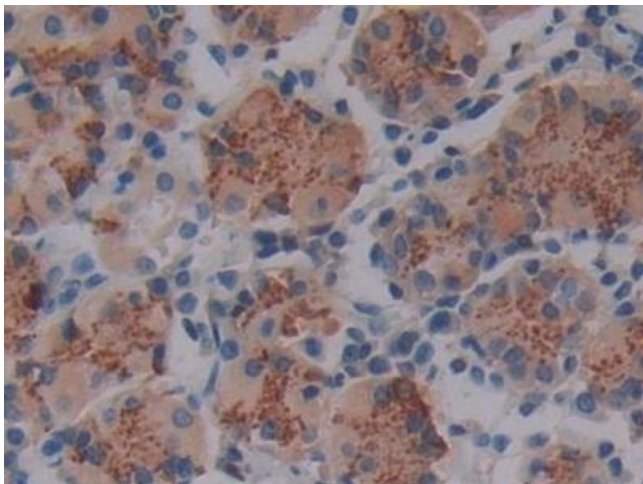
Western Blotting

Image 1.



Immunohistochemistry

Image 2. Used in DAB staining on formalin fixed paraffin-embedded stomach tissue



Immunohistochemistry

Image 3. DAB staining on IHC-P; Samples: Human Stomach Tissue