Datasheet for ABIN1327014

anti-IGKC antibody (AA 1-236)

4 Images

Go to Product page

Overview

Quantity:	100 µg
Target:	IGKC
Binding Specificity:	AA 1-236
Reactivity:	Human
Host:	Mouse
Clonality:	Monoclonal
Conjugate:	This IGKC antibody is un-conjugated
Application:	Western Blotting (WB), ELISA

Product Details

Purpose:	Mouse monoclonal antibody raised against a full-length recombinant IGKC.
Immunogen:	IGKC (AAH67092.1, 1 a.a. ~ 236 a.a) full-length recombinant protein with GST tag. MW of the GST tag alone is 26 KDa.
Sequence:	METPAQLLFL LLLWLPDSTG ENVLTQSPGT LSLSPGERAT LSCRASQSLS SSYLAWYQQK PGQAPRLLIY GVSSRATGIP DRFSGSGSGT DFTLTISRLE PEDFAVYYCQ QYGTSRPITF GQGTRLDIKR TVAAPSVFIF PPSDEQLKSG TASVVCLLNN FYPREAKVQW KVDNALQSGN SQESVTEQDS KDSTYSLSST LTLSKADYEK HKVYACEVTH QGLSSPVTKS FNRGEC
Clone:	1F6
Isotype:	IgG2a
Cross-Reactivity:	Human

Product Details

Characteristics:	Antibody Reactive Against Recombinant Protein.

Target Details

Target:	IGKC
Alternative Name:	IGKC (IGKC Products)
Background:	Full Gene Name: immunoglobulin kappa constant Synonyms: HCAK1,Km,MGC111575,MGC62011,MGC72072,MGC88770,MGC88771,MGC88809
Gene ID:	3514

Application Details

Application Notes:	Optimal working dilution should be determined by the investigator.
Restrictions:	For Research Use only

Handling

Buffer:	In 1x PBS, pH 7.4
Handling Advice:	Aliquot to avoid repeated freezing and thawing.
Storage:	-20 °C
Storage Comment:	Store at -20°C or lower. Aliquot to avoid repeated freezing and thawing.

Images

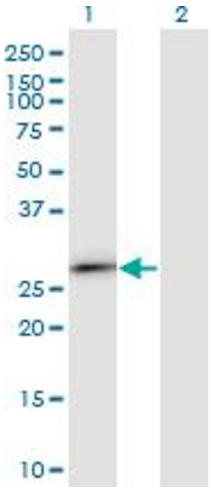

Western Blotting

Image 1. Western Blot analysis of IGKC expression in transfected 293T cell line by IGKC monoclonal antibody (M06), clone 1F6.

Lane 1: IGKC transfected lysate(25.6 KDa).

Lane 2: Non-transfected lysate.

Copyright antibodies-online. All rights reserved.

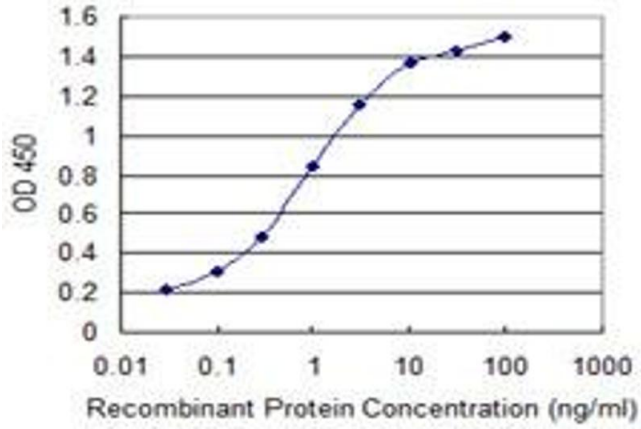

ELISA

Image 2. Detection limit for recombinant GST tagged IGKC is 0.03 ng/ml as a capture antibody.

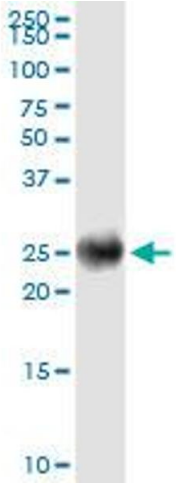

Western Blotting

Image 3. IGKC monoclonal antibody (M06), clone 1F6. Western Blot analysis of IGKC expression in human kidney.

Please check the product details page for more images. Overall 4 images are available for ABIN1327014.