



[Go to Product page](#)

Datasheet for ABIN1327023

anti-CHCHD4 antibody (AA 1-142)

3 Images

Overview

| | |
|----------------------|---------------------------------------|
| Quantity: | 100 µg |
| Target: | CHCHD4 |
| Binding Specificity: | AA 1-142 |
| Reactivity: | Human |
| Host: | Mouse |
| Clonality: | Monoclonal |
| Conjugate: | This CHCHD4 antibody is un-conjugated |
| Application: | Western Blotting (WB), ELISA |

Product Details

| | |
|-------------------|--|
| Purpose: | Mouse monoclonal antibody raised against a full-length recombinant CHCHD4. |
| Immunogen: | CHCHD4 (AAH33775.1, 1 a.a. ~ 142 a.a) full-length recombinant protein with GST tag. MW of the GST tag alone is 26 KDa. |
| Sequence: | MSYCRQEGKD RIIFVTKEDH ETPSSAELVA DDPNDPYEEH GLILPNGNIN WNCPCLLGGMA SGPCGEQFKS AFSCFHYTE EIKGSDCVDQ FRAMQECMQK YPDLYPQEDE DEEEEREKKP AEQAEETAPI EATATKEEEG SS |
| Clone: | 6C9 |
| Isotype: | IgG2a |
| Cross-Reactivity: | Human |
| Characteristics: | Antibody Reactive Against Recombinant Protein. |

Target Details

| | |
|-------------------|---|
| Target: | CHCHD4 |
| Alternative Name: | CHCHD4 (CHCHD4 Products) |
| Background: | Full Gene Name: coiled-coil-helix-coiled-coil-helix domain containing 4 Synonyms: FLJ31709,MIA40 |
| Gene ID: | 131474 |


Application Details

| | |
|--------------------|--|
| Application Notes: | Optimal working dilution should be determined by the investigator. |
| Restrictions: | For Research Use only |

Handling

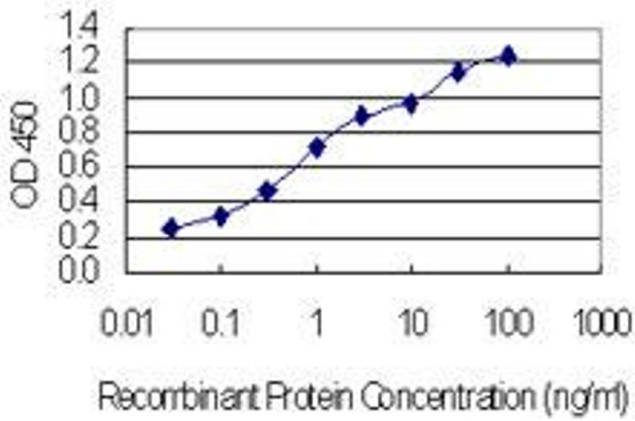
| | |
|------------------|--|
| Buffer: | In 1x PBS, pH 7.4 |
| Handling Advice: | Aliquot to avoid repeated freezing and thawing. |
| Storage: | -20 °C |
| Storage Comment: | Store at -20°C or lower. Aliquot to avoid repeated freezing and thawing. |

Images



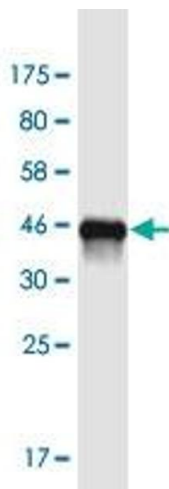
Western Blotting

Image 1. CHCHD4 monoclonal antibody (M01), clone 6C9.
Western Blot analysis of CHCHD4 expression in HeLa.



ELISA

Image 2. Detection limit for recombinant GST tagged CHCHD4 is 0.03 ng/ml as a capture antibody.



Western Blotting

Image 3. Western Blot detection against Immunogen (42.4 kDa).