



[Go to Product page](#)

Datasheet for ABIN1327118
anti-SHMT2 antibody (AA 401-503)

3 Images

Overview

Quantity:	100 µg
Target:	SHMT2
Binding Specificity:	AA 401-503
Reactivity:	Human
Host:	Mouse
Clonality:	Monoclonal
Conjugate:	This SHMT2 antibody is un-conjugated
Application:	Western Blotting (WB), ELISA

Product Details

Purpose:	Mouse monoclonal antibody raised against a partial recombinant SHMT2.
Immunogen:	SHMT2 (NP_005403.2, 401 a.a. ~ 503 a.a) partial recombinant protein with GST tag. MW of the GST tag alone is 26 KDa.
Sequence:	ELVSITANKN TCPGDRSAIT PGGLRLGAPA LTSRQFREDD FRRVDFIDE GVNIGLEVKS KTAKLQDFKS FLLKDETSQ RLANLRQRVE QFARAFMPMPG FDE
Clone:	5E7
Isotype:	IgG2a
Cross-Reactivity:	Human
Characteristics:	Antibody Reactive Against Recombinant Protein.

Target Details

Target:	SHMT2
Alternative Name:	SHMT2 (SHMT2 Products)
Background:	Full Gene Name: serine hydroxymethyltransferase 2 (mitochondrial) Synonyms: GLYA,SHMT
Gene ID:	6472
NCBI Accession:	NM_005412

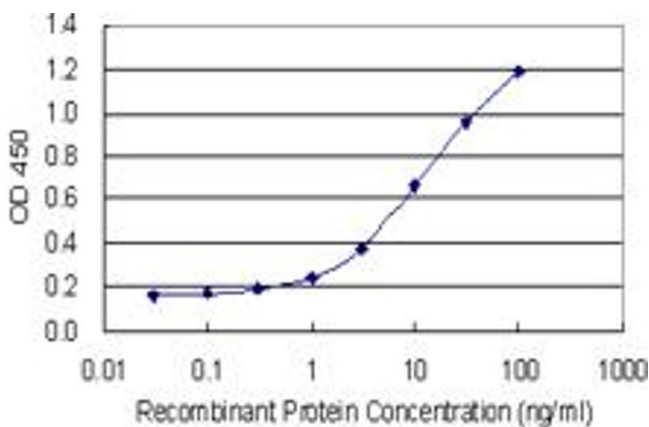
Application Details

Application Notes:	Optimal working dilution should be determined by the investigator.
Restrictions:	For Research Use only

Handling


Buffer:	In 1x PBS, pH 7.4
Handling Advice:	Aliquot to avoid repeated freezing and thawing.
Storage:	-20 °C
Storage Comment:	Store at -20°C or lower. Aliquot to avoid repeated freezing and thawing.

Images



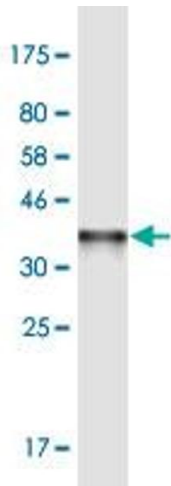
ELISA

Image 1. Detection limit for recombinant GST tagged SHMT2 is 0.1 ng/ml as a capture antibody.



Western Blotting

Image 2. SHMT2 monoclonal antibody (M04), clone 5E7. Western Blot analysis of SHMT2 expression in HeLa.



Western Blotting

Image 3. Western Blot detection against Immunogen (37.07 kDa).