



Datasheet for ABIN1327132
anti-MAP4K1 antibody (AA 278-377)



[Go to Product page](#)

3 Images

Overview

Quantity:	100 µg
Target:	MAP4K1
Binding Specificity:	AA 278-377
Reactivity:	Human
Host:	Mouse
Clonality:	Monoclonal
Conjugate:	This MAP4K1 antibody is un-conjugated
Application:	Western Blotting (WB), ELISA

Product Details

Purpose:	Mouse monoclonal antibody raised against a partial recombinant MAP4K1.
Immunogen:	MAP4K1 (NP_009112, 278 a.a. ~ 377 a.a) partial recombinant protein with GST tag. MW of the GST tag alone is 26 KDa.
Sequence:	GLNRGLLDL LDKLKNPGKG PSIGDIEDEE PELPPAIPRR IRSTHRSSSL GIPDADCCRR HMEFRKLRGM ETRPPANTAR LQPPRDLRSS SPRKQLSESS
Clone:	1G6
Isotype:	IgG1
Cross-Reactivity:	Human
Characteristics:	Antibody Reactive Against Recombinant Protein.

Target Details

Target:	MAP4K1
Alternative Name:	MAP4K1 (MAP4K1 Products)
Background:	Full Gene Name: mitogen-activated protein kinase kinase kinase kinase 1 Synonyms: HPK1
Gene ID:	11184
NCBI Accession:	NM_007181
Pathways:	TCR Signaling , Signaling of Hepatocyte Growth Factor Receptor

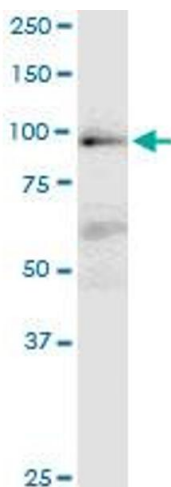
Application Details

Application Notes:	Optimal working dilution should be determined by the investigator.
Restrictions:	For Research Use only

Handling

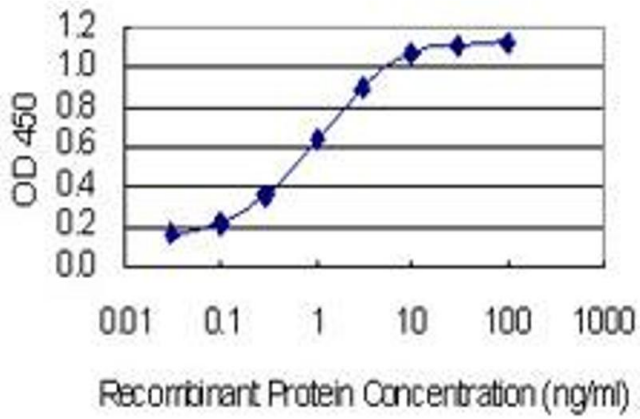
Buffer:	In 1x PBS, pH 7.4
Handling Advice:	Aliquot to avoid repeated freezing and thawing.
Storage:	-20 °C
Storage Comment:	Store at -20°C or lower. Aliquot to avoid repeated freezing and thawing.

Images



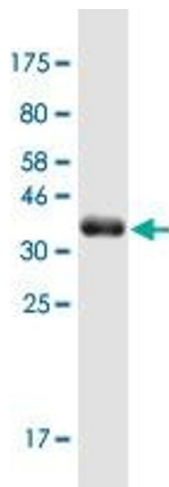
Western Blotting

Image 1. MAP4K1 monoclonal antibody (M02), clone 1G6.
Western Blot analysis of MAP4K1 expression in Jurkat.



ELISA

Image 2. Detection limit for recombinant GST tagged MAP4K1 is 0.03 ng/ml as a capture antibody.



Western Blotting

Image 3. Western Blot detection against Immunogen (36.63 KDa).