Datasheet for ABIN1327138

anti-P2RX2 antibody (AA 128-205)

3 Images

Go to Product page

Overview

Quantity:	50 µg
Target:	P2RX2
Binding Specificity:	AA 128-205
Reactivity:	Human
Host:	Mouse
Clonality:	Monoclonal
Conjugate:	This P2RX2 antibody is un-conjugated
Application:	Western Blotting (WB), ELISA

Product Details

Purpose:	Mouse monoclonal antibody raised against a partial recombinant P2RX2.
Immunogen:	P2RX2 (NP_036358.2, 128 a.a. ~ 205 a.a) partial recombinant protein with GST tag. MW of the GST tag alone is 26 KDa.
Sequence:	KNSIHYPKFH FSKGNIADRT DGYLKRCTFH EASDLYCPIF KLGFIVEKAG ESFTELAHKG GVIGVIINWD CDLDLPAS
Clone:	3D5
Isotype:	IgG2a
Cross-Reactivity:	Human
Characteristics:	Antibody Reactive Against Recombinant Protein.

Target Details

Target:	P2RX2
Alternative Name:	P2RX2 (P2RX2 Products)
Background:	Full Gene Name: purinergic receptor P2X, ligand-gated ion channel, 2 Synonyms: MGC129601,P2X2
Gene ID:	22953
NCBI Accession:	NM_012226
Pathways:	Skeletal Muscle Fiber Development, Positive Regulation of Endopeptidase Activity

Application Details

Application Notes:	Optimal working dilution should be determined by the investigator.
Restrictions:	For Research Use only

Handling

Buffer:	In 1x PBS, pH 7.4
Handling Advice:	Aliquot to avoid repeated freezing and thawing.
Storage:	-20 °C
Storage Comment:	Store at -20°C or lower. Aliquot to avoid repeated freezing and thawing.

Images

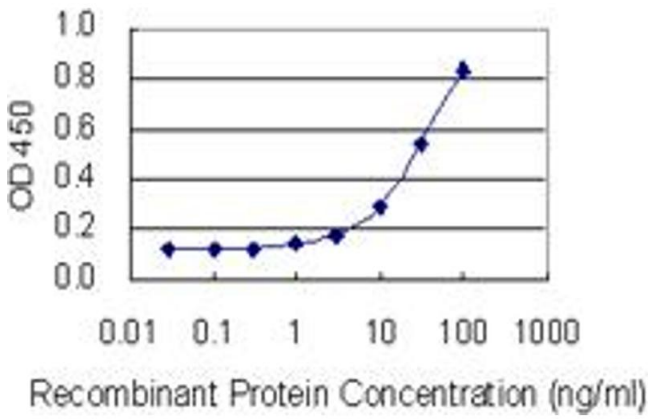

ELISA

Image 1. Detection limit for recombinant GST tagged P2RX2 is 1 ng/ml as a capture antibody.



Western Blotting

Image 2. P2RX2 monoclonal antibody (M02), clone 3D5. Western Blot analysis of P2RX2 expression in MCF-7.

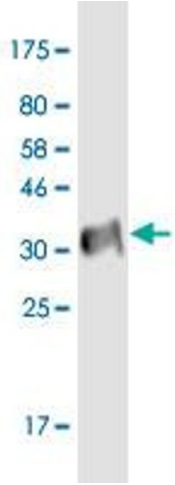

Western Blotting

Image 3. Western Blot detection against Immunogen (34.32 KDa) .

 Copyright antibodies-online. All rights reserved.