



[Go to Product page](#)

Datasheet for ABIN1327158
anti-VPS33B antibody (AA 1-100)

3 Images

Overview

Quantity:	100 µg
Target:	VPS33B
Binding Specificity:	AA 1-100
Reactivity:	Human
Host:	Mouse
Clonality:	Monoclonal
Conjugate:	This VPS33B antibody is un-conjugated
Application:	Western Blotting (WB), ELISA

Product Details

Purpose:	Mouse monoclonal antibody raised against a partial recombinant VPS33B.
Immunogen:	VPS33B (NP_061138.2, 1 a.a. ~ 100 a.a) partial recombinant protein with GST tag. MW of the GST tag alone is 26 KDa.
Sequence:	MAFPHRPDAP ELPDFSM LKR LARDQLIYLL EQLPGKKDLF IEADLMSPLD RIANVSILKQ HEVDKLYKVE NKPALSSNEQ LCFLVRPRIK NMRYIASLVN
Clone:	3E11
Isotype:	IgG2a
Cross-Reactivity:	Human
Characteristics:	Antibody Reactive Against Recombinant Protein.

Target Details

Target:	VPS33B
Alternative Name:	VPS33B (VPS33B Products)
Background:	Full Gene Name: vacuolar protein sorting 33 homolog B (yeast) Synonyms: FLJ14848
Gene ID:	26276
NCBI Accession:	NM_018668

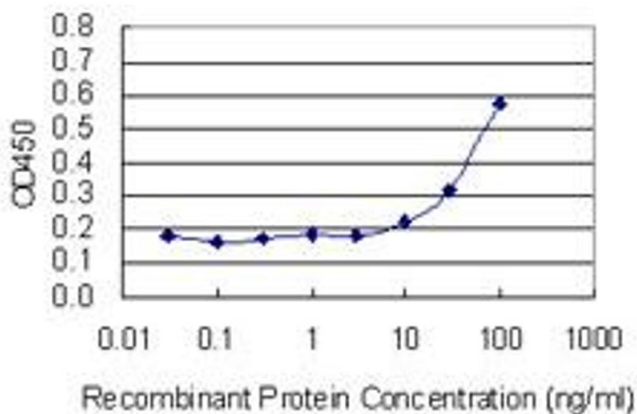
Application Details

Application Notes:	Optimal working dilution should be determined by the investigator.
Restrictions:	For Research Use only

Handling


Buffer:	In 1x PBS, pH 7.4
Handling Advice:	Aliquot to avoid repeated freezing and thawing.
Storage:	-20 °C
Storage Comment:	Store at -20°C or lower. Aliquot to avoid repeated freezing and thawing.

Images



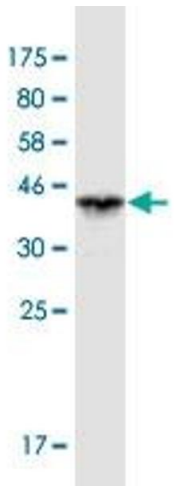
ELISA

Image 1. Detection limit for recombinant GST tagged VPS33B is 3 ng/ml as a capture antibody.



Western Blotting

Image 2. VPS33B monoclonal antibody (M01), clone 3E11. Western Blot analysis of VPS33B expression in K-562.



Western Blotting

Image 3. Western Blot detection against Immunogen (36.74 kDa).