



[Go to Product page](#)

Datasheet for ABIN1327192

## anti-TRAF3IP3 antibody (AA 231-330)

### 3 Images

#### Overview

Quantity:	100 µg
Target:	TRAF3IP3
Binding Specificity:	AA 231-330
Reactivity:	Human
Host:	Mouse
Clonality:	Monoclonal
Conjugate:	This TRAF3IP3 antibody is un-conjugated
Application:	Western Blotting (WB), ELISA

#### Product Details

Purpose:	Mouse monoclonal antibody raised against a partial recombinant TRAF3IP3.
Immunogen:	TRAF3IP3 (NP_079504.1, 231 a.a. ~ 330 a.a) partial recombinant protein with GST tag. MW of the GST tag alone is 26 KDa.
Sequence:	NQLYTCTQKY SPWGMKVKLL EMEDQKNSYE QKAKESLQKV LEEKMNAEQQ LQSTQRSLAL AEQKCEEWRS QYEALKEDWR TLGTQHRELE SQLHVLQSKL
Clone:	7E10
Isotype:	IgG2a
Cross-Reactivity:	Human
Characteristics:	Antibody Reactive Against Recombinant Protein.

## Target Details

Target:	TRAF3IP3
Alternative Name:	TRAF3IP3 ( <a href="#">TRAF3IP3 Products</a> )
Background:	Full Gene Name: TRAF3 interacting protein 3 Synonyms: DJ434014.3,FLJ44151,MGC117354,MGC163289,T3JAM
Gene ID:	80342
NCBI Accession:	<a href="#">NM_025228</a>

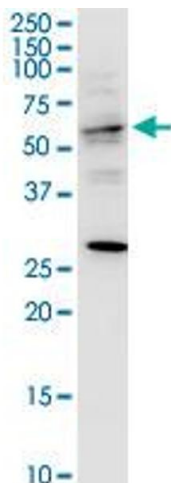
## Application Details

Application Notes:	Optimal working dilution should be determined by the investigator.
Restrictions:	For Research Use only

## Handling

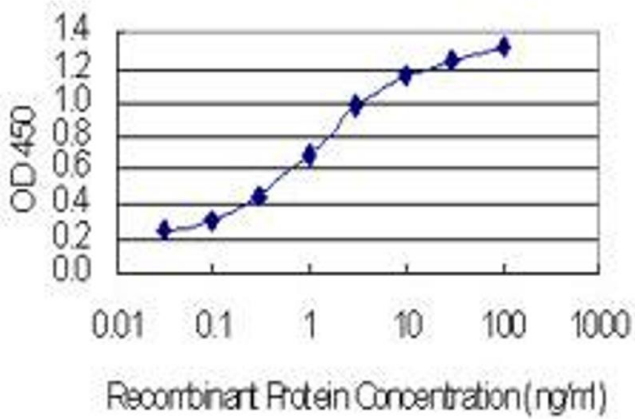
Buffer:	In 1x PBS, pH 7.4
Handling Advice:	Aliquot to avoid repeated freezing and thawing.
Storage:	-20 °C
Storage Comment:	Store at -20°C or lower. Aliquot to avoid repeated freezing and thawing.

## Images



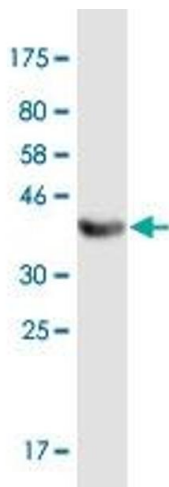
### Western Blotting

**Image 1.** TRAF3IP3 monoclonal antibody (M01), clone 7E10. Western Blot analysis of TRAF3IP3 expression in Jurkat.



### ELISA

**Image 2.** Detection limit for recombinant GST tagged TRAF3IP3 is 0.03 ng/ml as a capture antibody.



### Western Blotting

**Image 3.** Western Blot detection against Immunogen (36.74 kDa).