

Datasheet for ABIN1327197
anti-OTP antibody (AA 11-120)



[Go to Product page](#)

4 Images

Overview

Quantity:	100 µg
Target:	OTP
Binding Specificity:	AA 11-120
Reactivity:	Human
Host:	Mouse
Clonality:	Monoclonal
Conjugate:	This OTP antibody is un-conjugated
Application:	Western Blotting (WB), ELISA

Product Details

Purpose:	Mouse monoclonal antibody raised against a partial recombinant OTP.
Immunogen:	OTP (NP_115485.1, 11 a.a. ~ 120 a.a) partial recombinant protein with GST tag. MW of the GST tag alone is 26 KDa.
Sequence:	RLGMKDAEEL LGHREAVKCR LGVGGSDPGG HPGDLAPNSD PVEGATLLPG EDITTVGSTP ASLAVSAKDP DKQPGPQGGP NPSQAGQQQG QKQKRRHRTR FTPAQLNELE
Clone:	8E12
Isotype:	IgG2a
Cross-Reactivity:	Human
Characteristics:	Antibody Reactive Against Recombinant Protein.

Target Details

Target:	OTP
Alternative Name:	OTP (OTP Products)
Background:	Full Gene Name: orthopedia homeobox Synonyms: MGC3161
Gene ID:	23440
NCBI Accession:	NM_032109

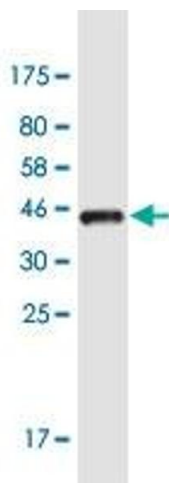
Application Details

Application Notes:	Optimal working dilution should be determined by the investigator.
Restrictions:	For Research Use only

Handling

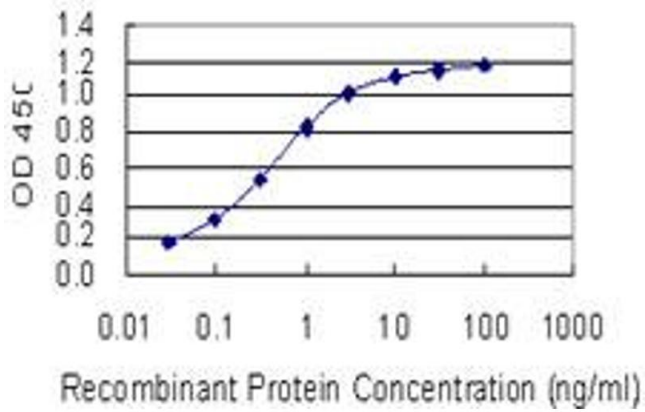
Buffer:	In 1x PBS, pH 7.4
Handling Advice:	Aliquot to avoid repeated freezing and thawing.
Storage:	-20 °C
Storage Comment:	Store at -20°C or lower. Aliquot to avoid repeated freezing and thawing.

Images



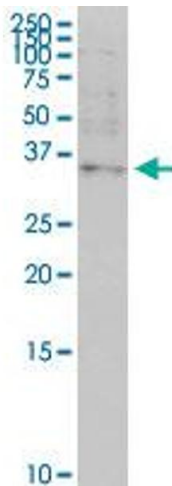
Western Blotting

Image 1. Western Blot detection against Immunogen (37.84 KDa) .



ELISA

Image 2. Detection limit for recombinant GST tagged OTP is 0.03 ng/ml as a capture antibody.



Western Blotting

Image 3. OTP monoclonal antibody (M03), clone 8E12. Western Blot analysis of OTP expression in HeLa S3 NE.

Please check the [product details page](#) for more images. Overall 4 images are available for ABIN1327197.