



[Go to Product page](#)

Datasheet for ABIN1327266

anti-Annexin A3 antibody (AA 1-323)

6 Images

1 Publication

Overview

| | |
|----------------------|---|
| Quantity: | 100 µL |
| Target: | Annexin A3 (ANXA3) |
| Binding Specificity: | AA 1-323 |
| Reactivity: | Human |
| Host: | Rabbit |
| Clonality: | Polyclonal |
| Conjugate: | This Annexin A3 antibody is un-conjugated |
| Application: | Western Blotting (WB), Immunoprecipitation (IP) |

Product Details

| | |
|-------------------|--|
| Purpose: | Rabbit polyclonal antibody raised against a full-length human ANXA3 protein. |
| Immunogen: | ANXA3 (NP_005130.1, 1 a.a. ~ 323 a.a) full-length human protein. |
| Sequence: | MASIWVGHARG TVRDYPDFSP SVDAEAIQKA IRGIGTDEKM LISILTERSN AQRQLIVKEY QAAYGKELKD DLKGDLSGHF EHLMVALVTP PAVFDAKQLK KSMKGAGTNE DALIEILTTR TSRQMKDISQ AYYTVYKKS L GDDISSETSG DFRKALLTLA DGRRDESLKV DEHLAKQDAQ ILYKAGENRW GTDEDKFTEI LCLRSFPQLK LTFDEYRNIS QKDIVDSIKG ELSGHFEDLL LAIVNCVRNT PAFLAERLHR ALKGIGTDEF TLNRMVSR S EIDLLDIRTE FKKHYGYSLY SAIKSDTSGD YEITLLKICG GDD |
| Cross-Reactivity: | Human, Mouse |
| Characteristics: | Antibody reactive against mammalian transfected lysate. |

Target Details

| | |
|-------------------|--|
| Target: | Annexin A3 (ANXA3) |
| Alternative Name: | ANXA3 (ANXA3 Products) |
| Background: | Full Gene Name: annexin A3 Synonyms: ANX3 |
| Gene ID: | 306 |
| NCBI Accession: | NM_005139 |

Application Details

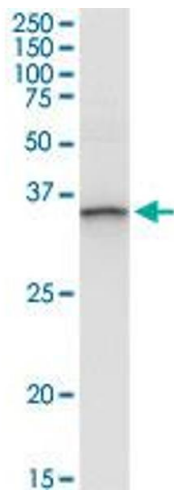
| | |
|--------------------|--|
| Application Notes: | Optimal working dilution should be determined by the investigator. |
| Restrictions: | For Research Use only |

Handling

| | |
|------------------|--|
| Format: | Liquid |
| Buffer: | No additive |
| Preservative: | Without preservative |
| Handling Advice: | Aliquot to avoid repeated freezing and thawing. |
| Storage: | -20 °C |
| Storage Comment: | Store at -20°C or lower. Aliquot to avoid repeated freezing and thawing. |

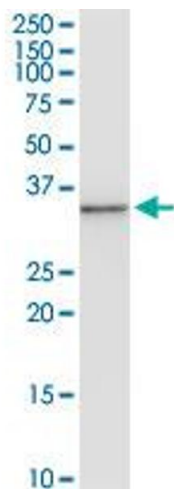
Publications

| | |
|-------------------|---|
| Product cited in: | Meadows, Cleaver: "Annexin A3 Regulates Early Blood Vessel Formation." in: PLoS ONE , Vol. 10, Issue 7, pp. e0132580, (2015) (PubMed). |
|-------------------|---|



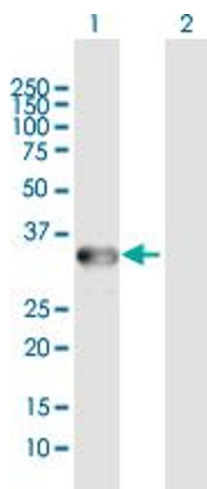
Western Blotting

Image 1. ANXA3 MaxPab rabbit polyclonal antibody. Western Blot analysis of ANXA3 expression in human pancreas.



Western Blotting

Image 2. ANXA3 MaxPab rabbit polyclonal antibody. Western Blot analysis of ANXA3 expression in mouse testis.



Western Blotting

Image 3. Western Blot analysis of ANXA3 expression in transfected 293T cell line by ANXA3 MaxPab polyclonal antibody.

Lane 1: ANXA3 transfected lysate(36.4 KDa).

Lane 2: Non-transfected lysate.

Please check the [product details page](#) for more images. Overall 6 images are available for ABIN1327266.