



Datasheet for ABIN1386154
anti-NCR1 antibody (AA 198-206)



[Go to Product page](#)

3 Images

3 Publications

Overview

Quantity:	100 µL
Target:	NCR1
Binding Specificity:	AA 198-206
Reactivity:	Human, Mouse
Host:	Rabbit
Clonality:	Polyclonal
Conjugate:	This NCR1 antibody is un-conjugated
Application:	Western Blotting (WB), ELISA, Immunohistochemistry (Paraffin-embedded Sections) (IHC (p))

Product Details

Immunogen:	KLH conjugated synthetic peptide derived from human CD335
Isotype:	IgG
Cross-Reactivity:	Human, Mouse
Predicted Reactivity:	Rat,Dog,Cow,Sheep,Pig,Horse
Purification:	Purified by Protein A.

Target Details

Target:	NCR1
Alternative Name:	NCR1 (NCR1 Products)
Background:	Synonyms: LY94, CD335, NKP46, NK-p46, Natural cytotoxicity triggering receptor 1,

Target Details

Lymphocyte antigen 94 homolog, NK cell-activating receptor, Natural killer cell p46-related protein, hNKp46, NCR1

Background: Cytotoxicity-activating receptor that may contribute to the increased efficiency of activated natural killer (NK) cells to mediate tumor cell lysis.

Gene ID: 9437

UniProt: [O76036](#)

Pathways: [Regulation of Leukocyte Mediated Immunity](#)

Application Details

Application Notes: WB 1:300-5000
ELISA 1:500-1000
IHC-P 1:200-400

Restrictions: For Research Use only

Handling

Format: Liquid

Concentration: 1 µg/µL

Buffer: 0.01M TBS(pH 7.4) with 1 % BSA, 0.02 % Proclin300 and 50 % Glycerol.

Preservative: ProClin

Precaution of Use: This product contains ProClin: a POISONOUS AND HAZARDOUS SUBSTANCE, which should be handled by trained staff only.

Storage: 4 °C, -20 °C

Storage Comment: Shipped at 4°C. Store at -20°C for one year. Avoid repeated freeze/thaw cycles.

Expiry Date: 12 months

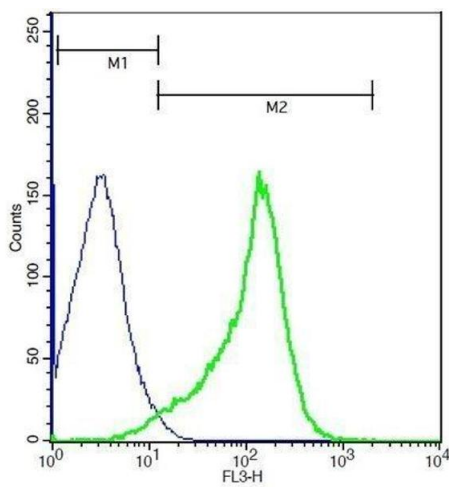
Publications

Product cited in: Jaime-Ramirez, Yu, Caserta, Yoo, Zhang, Lee, Hofmeister, Lee, Kumar, Pan, Kumar, Baiocchi, Teknos, Pichiorri, Kaur, Old: "Reolysin and Histone Deacetylase Inhibition in the Treatment of Head and Neck Squamous Cell Carcinoma." in: **Molecular therapy oncolytics**, Vol. 5, pp. 87-96, (2017) ([PubMed](#)).

Pan, Kang, Wang, Liu, Oshima, Huang, Zhang, Yearsley, Yu, Wang: "Black Raspberries Enhance Natural Killer Cell Infiltration into the Colon and Suppress the Progression of Colorectal Cancer." in: **Frontiers in immunology**, Vol. 8, pp. 997, (2017) ([PubMed](#)).

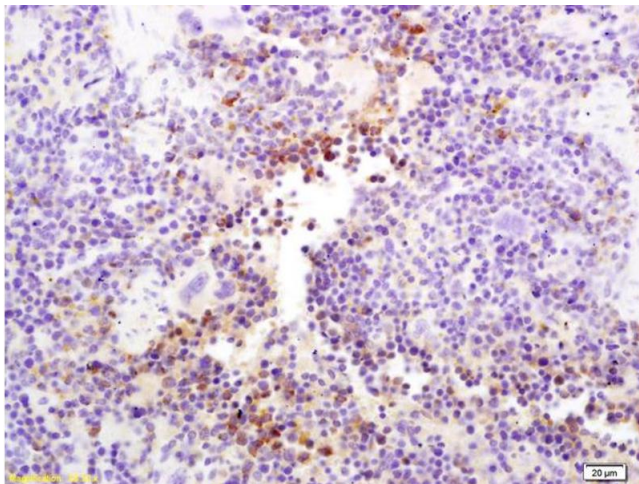
Vindevogel, Baert, VAN Hoylandt, Verbist, Vande Velde, Garg, Agostinis, Vergote, Coosemans: "The Use of Toll-like Receptor 4 Agonist to Reshape the Immune Signature in Ovarian Cancer." in: **Anticancer research**, Vol. 36, Issue 11, pp. 5781-5792, (2016) ([PubMed](#)).

Images



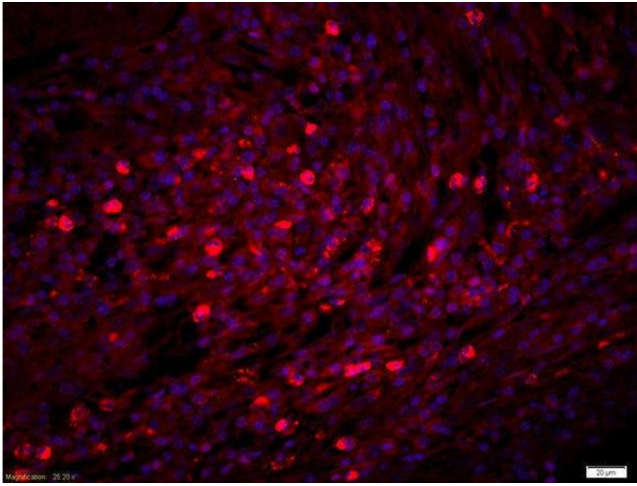
Flow Cytometry

Image 1. Mouse splenocytes probed with Rabbit Anti-NCR1 Polyclonal Antibody, PE-Cy5.5 .



Immunohistochemistry

Image 2. Formalin-fixed and paraffin embedded mouse spleen labeled with Anti-CD335/NKp46/NCR1 Polyclonal Antibody, Unconjugated (ABIN1386154) at 1:200 followed by conjugation to the secondary antibody and DAB staining



Immunofluorescence

Image 3. Formalin-fixed and paraffin-embedded human lung carcinoma labeled with Rabbit Anti-NCR1 Polyclonal Antibody, Unconjugated used at 1:200 dilution for 40 minutes at 37°C.