



[Go to Product page](#)

Datasheet for ABIN1491305
anti-RIOK2 antibody (AA 277-552)

7 Images

Overview

Quantity:	100 µL
Target:	RIOK2
Binding Specificity:	AA 277-552
Reactivity:	Human, Mouse, Monkey
Host:	Mouse
Clonality:	Monoclonal
Conjugate:	This RIOK2 antibody is un-conjugated
Application:	Western Blotting (WB), Immunofluorescence (IF), Immunohistochemistry (IHC), Immunohistochemistry (Paraffin-embedded Sections) (IHC (p))

Product Details

Immunogen:	Human recombinant protein fragment corresponding to amino acids 277-552 of human RIOK2(NP_060813) produced in E. coli. Type of Immunogen: Recombinant protein
Clone:	3E11
Isotype:	IgG1
Specificity:	Human RIOK2
Purification:	Protein A/G purified

Target Details

Target:	RIOK2
Alternative Name:	RIOK2 (RIOK2 Products)
Background:	Name/Gene ID: RIOK2 Subfamily: RIO Family: Protein Kinase Synonyms: RIOK2, RIO kinase 2, RIO kinase 2 (yeast), RIO2
Gene ID:	55781
NCBI Accession:	NP_060813

Application Details

Application Notes:	Approved: IF (1:100), IHC, IHC-P (1:150), WB (1:500 - 1:4000)
Comment:	Target Species of Antibody: Human
Restrictions:	For Research Use only

Handling

Format:	Liquid
Concentration:	Lot specific
Buffer:	PBS, pH 7.3, 1 % BSA, 50 % glycerol, 0.02 % sodium azide
Preservative:	Sodium azide
Precaution of Use:	This product contains Sodium azide: a POISONOUS AND HAZARDOUS SUBSTANCE which should be handled by trained staff only.
Storage:	-20 °C
Storage Comment:	Store at -20°C. Avoid freeze-thaw cycles.

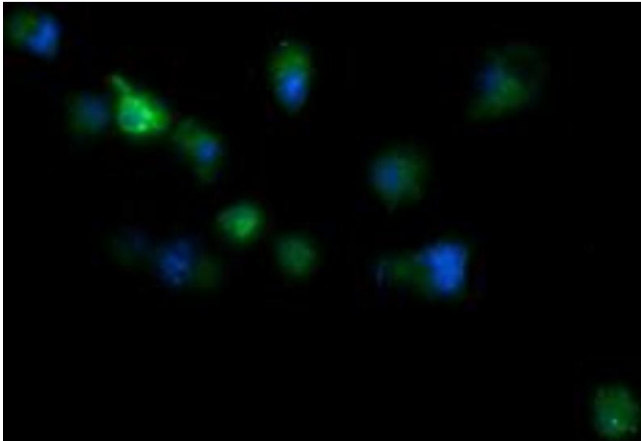


Image 1.

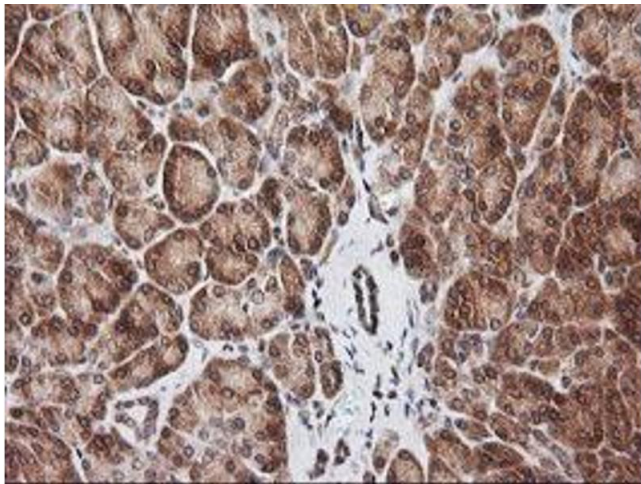


Image 2.

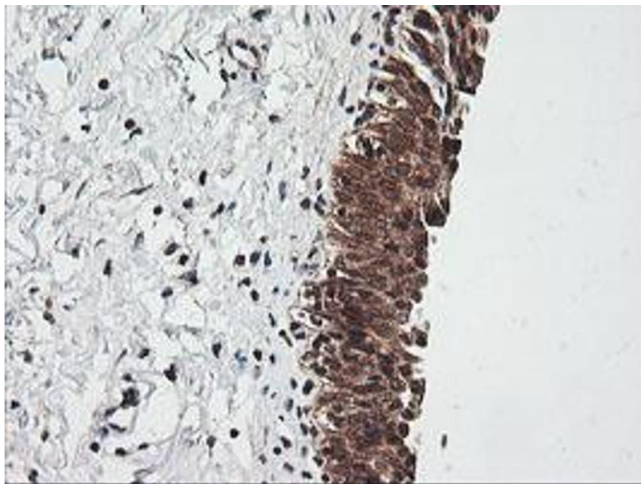


Image 3.

Please check the [product details page](#) for more images. Overall 7 images are available for ABIN1491305.