



Datasheet for ABIN1491396

## anti-Thymidine Phosphorylase antibody (AA 311-482)



[Go to Product page](#)

### 11 Images

#### Overview

Quantity:	100 µL
Target:	Thymidine Phosphorylase (TYMP)
Binding Specificity:	AA 311-482
Reactivity:	Human
Host:	Mouse
Clonality:	Monoclonal
Conjugate:	This Thymidine Phosphorylase antibody is un-conjugated
Application:	Western Blotting (WB), Immunohistochemistry (IHC), Immunohistochemistry (Paraffin-embedded Sections) (IHC (p))

#### Product Details

Immunogen:	Human recombinant protein fragment corresponding to amino acids 311-482 of human TYMP (NP_001944) produced in E. coli.  Type of Immunogen: Recombinant protein
Clone:	1H7
Isotype:	IgG1
Specificity:	Human PD-ECGF
Purification:	Protein A/G purified

## Target Details

---

Target:	Thymidine Phosphorylase (TYMP)
Alternative Name:	TP / Thymidine Phosphorylase ( <a href="#">TYMP Products</a> )
Background:	Name/Gene ID: TYMP  Synonyms: TYMP, ECGF1, HPD-ECGF, MEDPS1, MNGIE, MTDPS1, PD-ECGF, Thymidine phosphorylase, PDECGF, ECGF, Gliostatin, TdRPase, TP
Gene ID:	1890
NCBI Accession:	<a href="#">NP_001944</a>
UniProt:	<a href="#">P19971</a>
Pathways:	<a href="#">Signaling Events mediated by VEGFR1 and VEGFR2</a>

## Application Details

---

Application Notes:	Approved: IHC, IHC-P (1:150), WB (1:2000)
Comment:	Target Species of Antibody: Human
Restrictions:	For Research Use only

## Handling

---

Format:	Liquid
Concentration:	Lot specific
Buffer:	PBS, pH 7.3, 1 % BSA, 50 % glycerol, 0.02 % sodium azide
Preservative:	Sodium azide
Precaution of Use:	This product contains Sodium azide: a POISONOUS AND HAZARDOUS SUBSTANCE which should be handled by trained staff only.
Handling Advice:	Minimize freezing and thawing.
Storage:	-20 °C
Storage Comment:	Store at -20°C. Avoid freeze-thaw cycles.

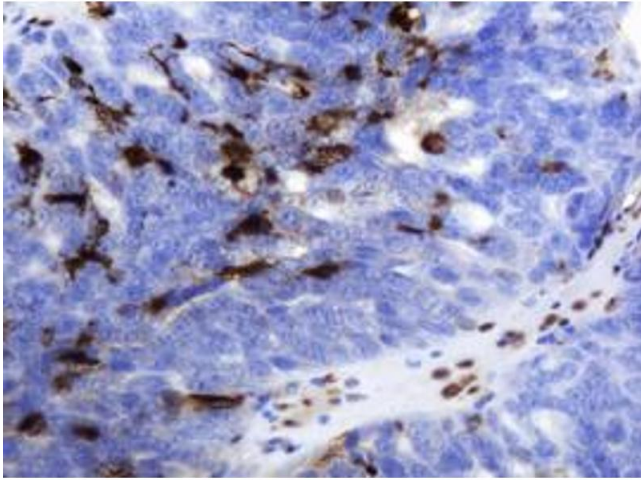


Image 1.

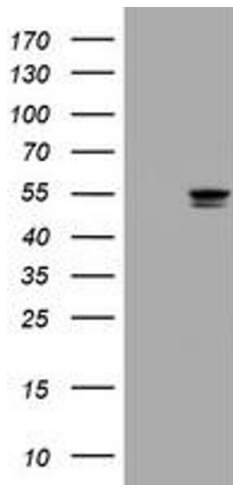


Image 2.

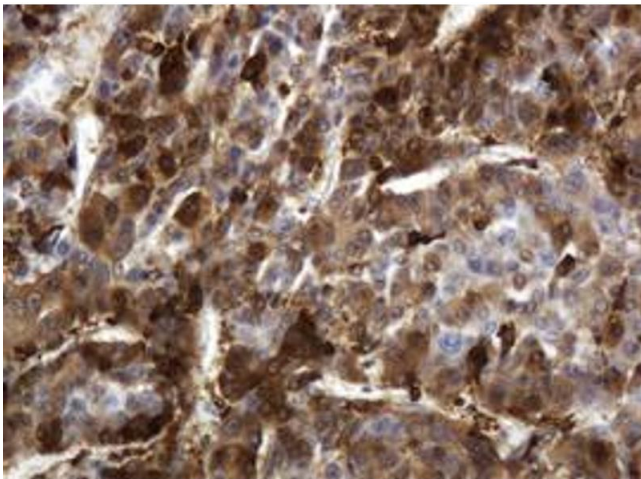


Image 3.

Please check the [product details page](#) for more images. Overall 11 images are available for ABIN1491396.