



Datasheet for ABIN1491554  
**anti-FCER2 antibody (AA 48-321)**



[Go to Product page](#)

3 Images

Overview

Quantity:	100 µL
Target:	FCER2
Binding Specificity:	AA 48-321
Reactivity:	Human
Host:	Mouse
Clonality:	Monoclonal
Conjugate:	This FCER2 antibody is un-conjugated
Application:	Western Blotting (WB), Immunohistochemistry (IHC), Immunohistochemistry (Paraffin-embedded Sections) (IHC (p))

Product Details

Immunogen:	Human recombinant protein fragment corresponding to amino acids 48-321 of human FCER2 (NP_001993) produced in SF9 cell.  Type of Immunogen: Recombinant protein
Clone:	2B6
Isotype:	IgG1
Specificity:	Human CD23
Purification:	Protein A/G purified

## Target Details

---

Target:	FCER2
Alternative Name:	FCER2 / CD23 ( <a href="#">FCER2 Products</a> )
Background:	Name/Gene ID: FCER2  Synonyms: FCER2, CD23 antigen, CD23A, CLEC4J, CD23, Fc-epsilon-RII, IGEBF, Lymphocyte IgE receptor, BLAST-2, FCE2
Gene ID:	2208
NCBI Accession:	<a href="#">NP_001993</a>
UniProt:	<a href="#">P06734</a>
Pathways:	<a href="#">Regulation of Leukocyte Mediated Immunity</a> , <a href="#">Positive Regulation of Immune Effector Process</a>

## Application Details

---

Application Notes:	Approved: IHC, IHC-P (1:150), WB (1:2000)
Comment:	Target Species of Antibody: Human
Restrictions:	For Research Use only

## Handling

---

Format:	Liquid
Concentration:	Lot specific
Buffer:	PBS, pH 7.3, 1 % BSA, 50 % glycerol, 0.02 % sodium azide
Preservative:	Sodium azide
Precaution of Use:	This product contains Sodium azide: a POISONOUS AND HAZARDOUS SUBSTANCE which should be handled by trained staff only.
Handling Advice:	Minimize freezing and thawing.
Storage:	-20 °C
Storage Comment:	Store at -20°C. Avoid freeze-thaw cycles.

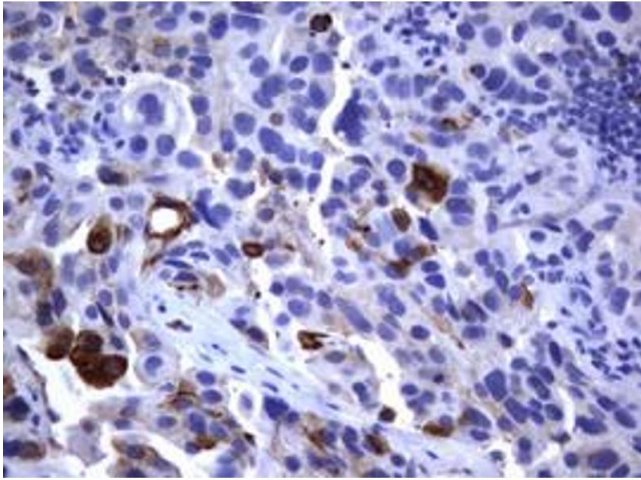


Image 1.

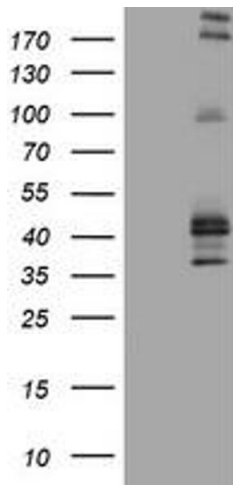


Image 2.

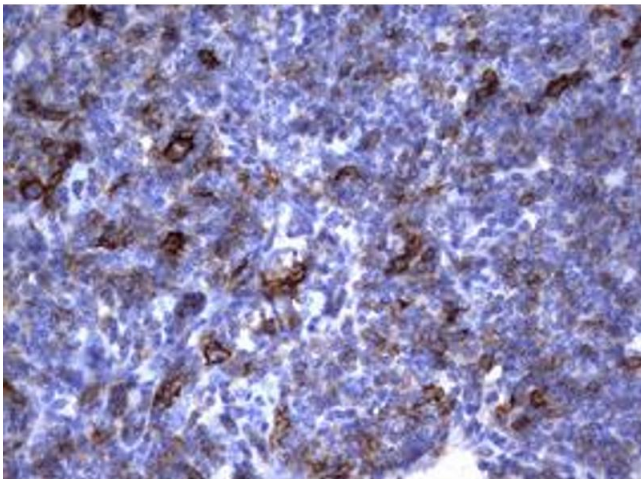


Image 3.