Datasheet for ABIN1496565

anti-AKT2 antibody

4 Images

Go to Product page

Overview

Quantity:	100 µL
Target:	AKT2
Reactivity:	Human
Host:	Mouse
Clonality:	Monoclonal
Conjugate:	This AKT2 antibody is un-conjugated
Application:	Western Blotting (WB), Flow Cytometry (FACS), Immunoprecipitation (IP)

Product Details

Immunogen:	Full length human recombinant protein of human AKT2 (NP_001617) produced in HEK293T cell. Type of Immunogen: Recombinant protein
Clone:	8D9
Isotype:	IgG1
Specificity:	Human AKT2
Purification:	Protein A/G purified

Target Details

Target:	AKT2
Alternative Name:	AKT2 (AKT2 Products)

Copyright antibodies-online. All rights reserved.

Target Details

Background:	Name/Gene ID: AKT2 Subfamily: RAC/AKT Family: Protein Kinase Synonyms: AKT2, PKB beta, PKBBETA, PRKBB, Protein kinase Akt-2, Protein kinase B beta, RAC-PK-beta, Rac protein kinase beta, RAC-BETA, HIHGHH, PKBB
Gene ID:	208
NCBI Accession:	NP_001617
UniProt:	P31751
Pathways:	PI3K-Akt Signaling, RTK Signaling, AMPK Signaling, TLR Signaling, Cellular Glucan Metabolic Process, Regulation of Carbohydrate Metabolic Process, Hepatitis C, VEGF Signaling

Application Details

Application Notes:	Approved: Flo (1:100), IP, WB (1:2000) Usage: Concentration: 0.5-1.0 mg/mL (Lot dependent)
Comment:	Target Species of Antibody: Human
Restrictions:	For Research Use only

Handling

Format:	Liquid
Concentration:	Lot specific
Buffer:	PBS, pH 7.3, 1 % BSA, 50 % glycerol, 0.02 % sodium azide
Preservative:	Sodium azide
Precaution of Use:	This product contains Sodium azide: a POISONOUS AND HAZARDOUS SUBSTANCE which should be handled by trained staff only.
Handling Advice:	Minimize freezing and thawing.
Storage:	-20 °C
Storage Comment:	Store at -20°C. Avoid freeze-thaw cycles.

Copyright antibodies-online. All rights reserved.

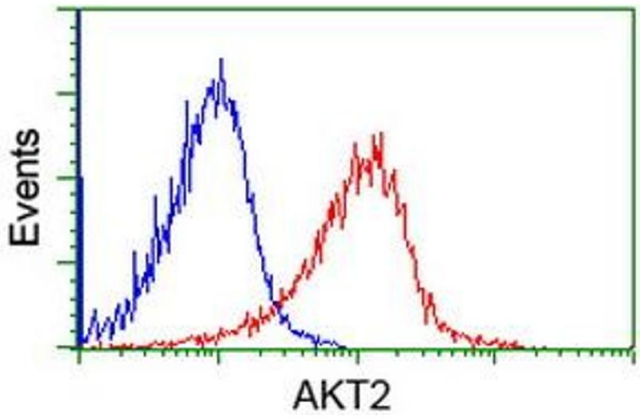

Image 1.

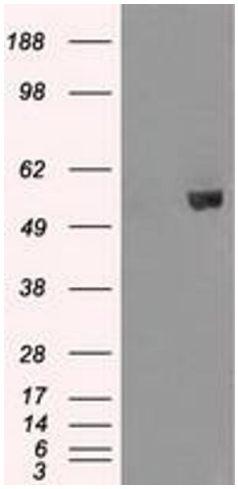

Image 2.

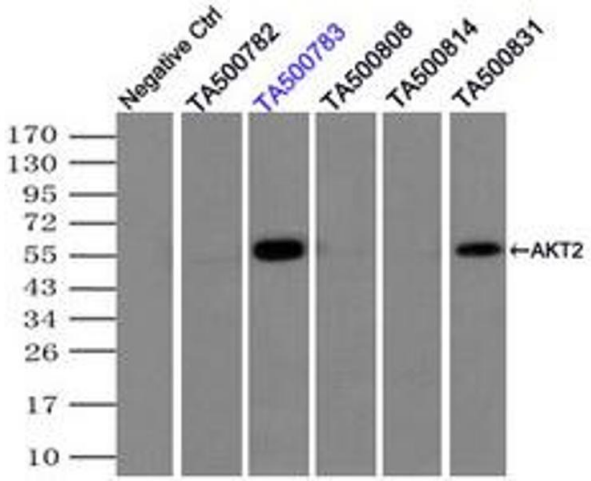

Image 3.

Please check the product details page for more images. Overall 4 images are available for ABIN1496565.