



[Go to Product page](#)

Datasheet for ABIN1497054
anti-C2orf62 antibody

8 Images

Overview

Quantity:	100 µL
Target:	C2orf62
Reactivity:	Human
Host:	Mouse
Clonality:	Monoclonal
Conjugate:	This C2orf62 antibody is un-conjugated
Application:	Western Blotting (WB), Immunofluorescence (IF), Immunohistochemistry (IHC), Immunohistochemistry (Paraffin-embedded Sections) (IHC (p))

Product Details

Immunogen:	Full length human recombinant protein of human C2orf62(NP_940961) produced in HEK293T cell. Type of Immunogen: Recombinant protein
Clone:	4B4
Isotype:	IgG2a
Specificity:	Human C2orf62
Purification:	Protein A/G purified

Target Details

Target:	C2orf62
---------	---------

Target Details

Alternative Name: CATIP / C2orf62 ([C2orf62 Products](#))

Background: Name/Gene ID: CATIP

Synonyms: CATIP, C2orf62

Gene ID: 375307

NCBI Accession: [NP_940961](#)

Application Details

Application Notes: Approved: IF (1:100), IHC, IHC-P (1:150), WB (1:2000)

Comment: Target Species of Antibody: Human

Restrictions: For Research Use only

Handling

Format: Liquid

Concentration: Lot specific

Buffer: PBS, pH 7.3, 1 % BSA, 50 % glycerol, 0.02 % sodium azide

Preservative: Sodium azide

Precaution of Use: This product contains Sodium azide: a POISONOUS AND HAZARDOUS SUBSTANCE which should be handled by trained staff only.

Storage: -20 °C

Storage Comment: Store at -20°C. Avoid freeze-thaw cycles.

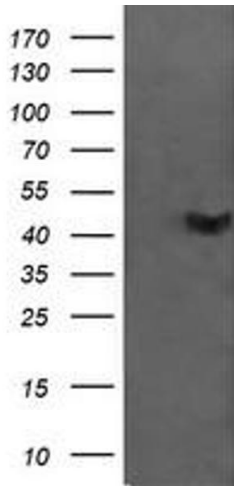


Image 1.

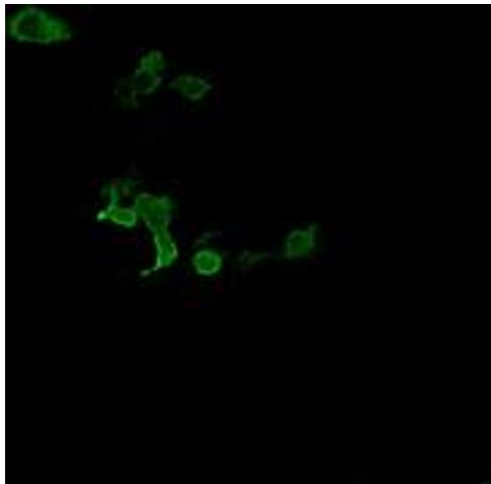


Image 2.

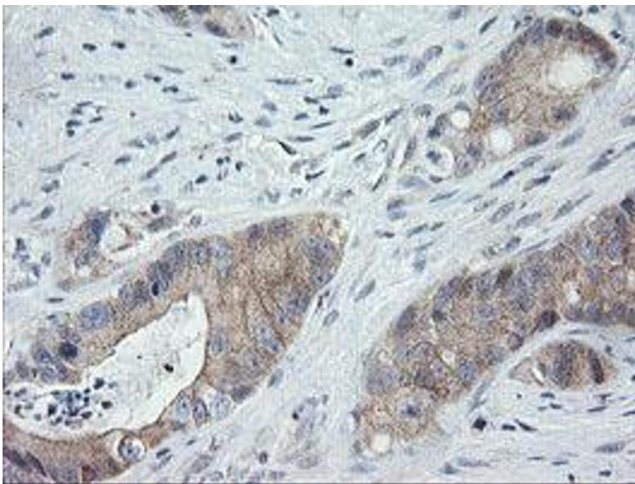


Image 3.

Please check the [product details page](#) for more images. Overall 8 images are available for ABIN1497054.