



[Go to Product page](#)

Datasheet for ABIN1497061
anti-C9orf41 antibody

4 Images

Overview

Quantity:	100 µL
Target:	C9orf41
Reactivity:	Rat, Human, Dog, Monkey
Host:	Mouse
Clonality:	Monoclonal
Conjugate:	This C9orf41 antibody is un-conjugated
Application:	Western Blotting (WB), Flow Cytometry (FACS)

Product Details

Immunogen:	Full length human recombinant protein of human C9orf41(NP_689663) produced in HEK293T cell. Type of Immunogen: Recombinant protein
Clone:	4A2
Isotype:	IgG1
Specificity:	Human C9orf41
Purification:	Protein A/G purified

Target Details

Target:	C9orf41
Alternative Name:	C9orf41 (C9orf41 Products)

Target Details

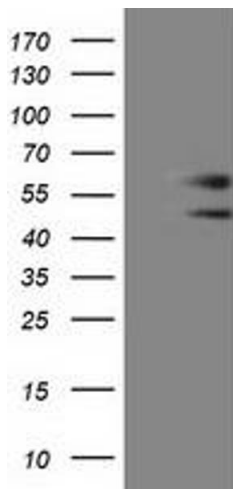
Background:	Name/Gene ID: C9orf41
	Synonyms: C9orf41, UPF0586 protein C9orf41
Gene ID:	138199
NCBI Accession:	NP_689663

Application Details

Application Notes:	Approved: Flo (1:100), WB (1:500 - 1:2000)
Comment:	Target Species of Antibody: Human
Restrictions:	For Research Use only

Handling

Format:	Liquid
Concentration:	Lot specific
Buffer:	PBS, pH 7.3, 1 % BSA, 50 % glycerol, 0.02 % sodium azide
Preservative:	Sodium azide
Precaution of Use:	This product contains Sodium azide: a POISONOUS AND HAZARDOUS SUBSTANCE which should be handled by trained staff only.
Storage:	-20 °C
Storage Comment:	Store at -20°C. Avoid freeze-thaw cycles.



Western Blotting

Image 1.

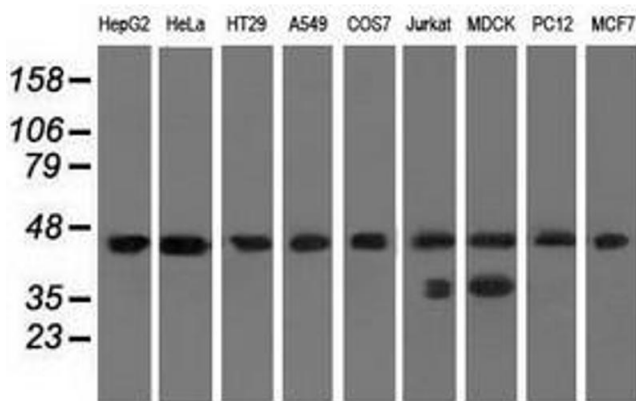


Image 2.

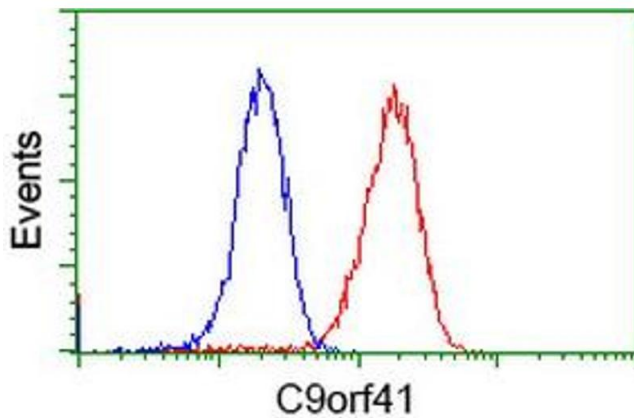


Image 3.

Please check the [product details page](#) for more images. Overall 4 images are available for ABIN1497061.