

Datasheet for ABIN1497892

anti-DPH2 antibody

15 Images



[Go to Product page](#)

Overview

Quantity:	100 µL
Target:	DPH2
Reactivity:	Human
Host:	Mouse
Clonality:	Monoclonal
Conjugate:	This DPH2 antibody is un-conjugated
Application:	Western Blotting (WB), Immunohistochemistry (IHC), Immunohistochemistry (Paraffin-embedded Sections) (IHC (p)), Flow Cytometry (FACS)

Product Details

Immunogen:	Full length human recombinant protein of human DPH2(NP_001375) produced in HEK293T cell.
	Type of Immunogen: Recombinant protein
Clone:	2B12
Isotype:	IgG2b
Specificity:	Human DPH2
Purification:	Protein A/G purified

Target Details

Target:	DPH2
---------	------

Target Details

Alternative Name: [DPH2 \(DPH2 Products\)](#)

Background: Name/Gene ID: DPH2

Synonyms: DPH2, DPH2 homolog, DPH2L2, DPH2 homolog (*S. cerevisiae*), DPH2-like 2, HsDph2, DPH2-like 2 (*S. cerevisiae*)

Gene ID: 1802

NCBI Accession: [NP_001375](#)

UniProt: [Q9BQC3](#)

Application Details

Application Notes: Approved: Flo (1:100), IHC, IHC-P (1:150), WB (1:2000)

Comment: Target Species of Antibody: Human

Restrictions: For Research Use only

Handling

Format: Liquid

Concentration: Lot specific

Buffer: PBS, pH 7.3, 1 % BSA, 50 % glycerol, 0.02 % sodium azide

Preservative: Sodium azide

Precaution of Use: This product contains Sodium azide: a POISONOUS AND HAZARDOUS SUBSTANCE which should be handled by trained staff only.

Handling Advice: Minimize freezing and thawing.

Storage: -20 °C

Storage Comment: Store at -20°C. Avoid freeze-thaw cycles.

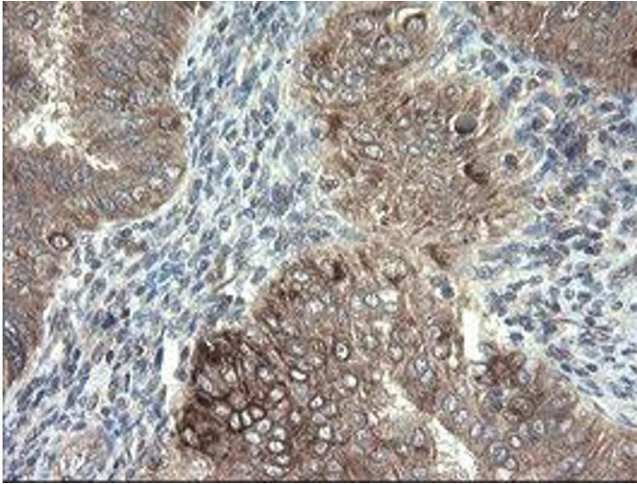


Image 1.

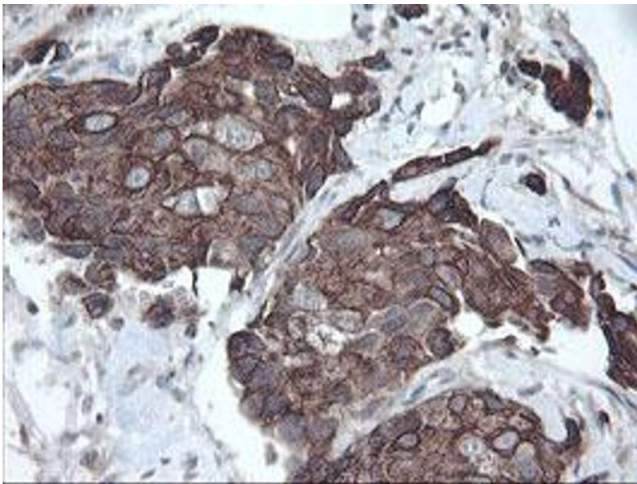


Image 2.

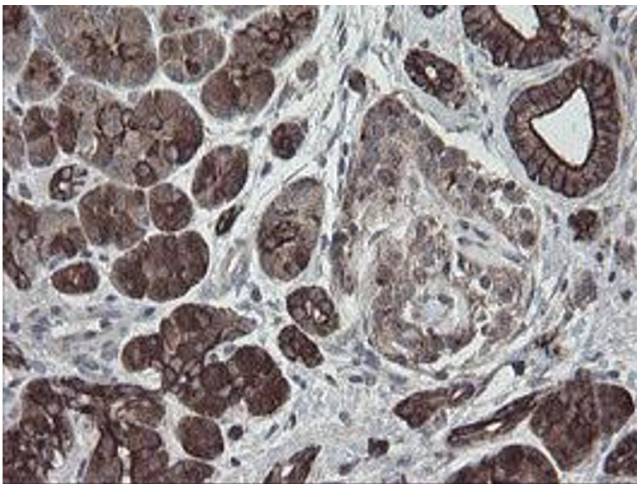


Image 3.

Please check the [product details page](#) for more images. Overall 15 images are available for ABIN1497892.