

Datasheet for ABIN1497908
anti-Dextrin antibody



[Go to Product page](#)

16 Images

Overview

Quantity:	100 µL
Target:	Dextrin (DSTN)
Reactivity:	Human, Monkey, Dog
Host:	Mouse
Clonality:	Monoclonal
Conjugate:	This Dextrin antibody is un-conjugated
Application:	Western Blotting (WB), Immunohistochemistry (IHC), Flow Cytometry (FACS), Immunohistochemistry (Paraffin-embedded Sections) (IHC (p)), Immunofluorescence (IF)

Product Details

Immunogen:	Full length human recombinant protein of human DSTN (NP_006861) produced in HEK293T cell. Type of Immunogen: Recombinant protein
Clone:	1D8
Isotype:	IgG2a
Specificity:	Human DSTN / Dextrin
Purification:	Protein A/G purified

Target Details

Target:	Dextrin (DSTN)
---------	----------------

Target Details

Alternative Name: DSTN / Destrin ([DSTN Products](#))

Background: Name/Gene ID: DSTN

Synonyms: DSTN, ACTDP, ADF, Destrin, Actin-depolymerizing factor, BA462D18.2, DSN

Gene ID: 11034

NCBI Accession: [NP_006861](#)

Application Details

Application Notes: Approved: Flo (1:100), IF (1:100), IHC, IHC-P (1:150), WB (1:500 - 1:2000)

Comment: Target Species of Antibody: Human

Restrictions: For Research Use only

Handling

Format: Liquid

Concentration: Lot specific

Buffer: PBS, pH 7.3, 1 % BSA, 50 % glycerol, 0.02 % sodium azide

Preservative: Sodium azide

Precaution of Use: This product contains Sodium azide: a POISONOUS AND HAZARDOUS SUBSTANCE which should be handled by trained staff only.

Storage: -20 °C

Storage Comment: Store at -20°C. Avoid freeze-thaw cycles.

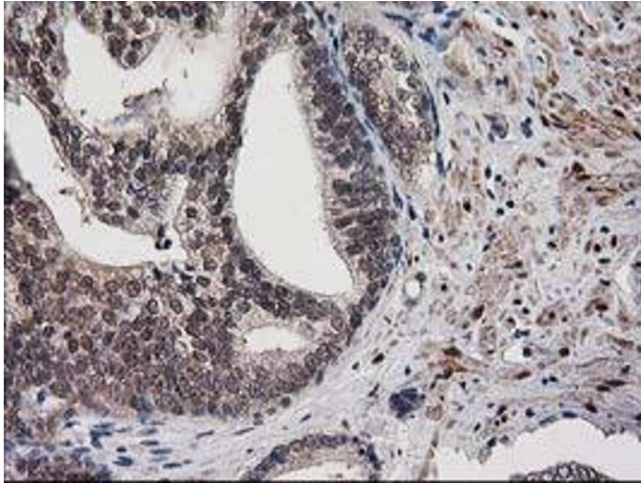
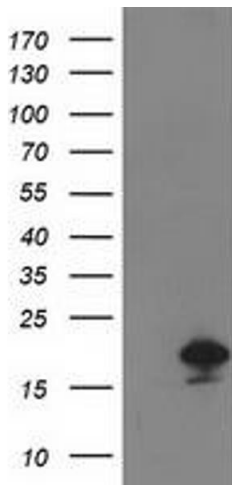


Image 1.



Western Blotting

Image 2.

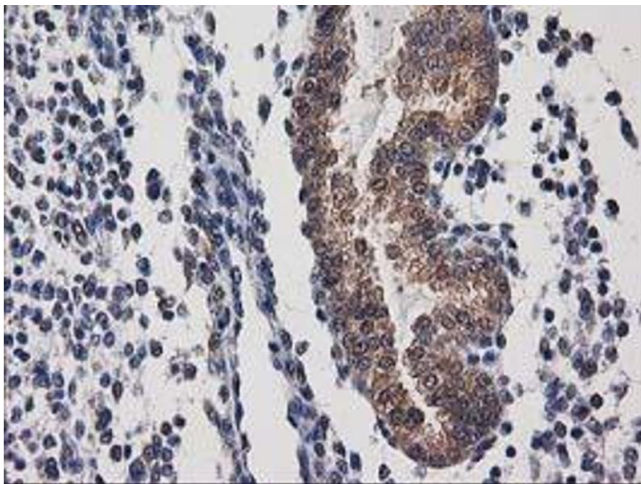


Image 3.

Please check the [product details page](#) for more images. Overall 16 images are available for ABIN1497908.