

Datasheet for ABIN1498995
anti-KBTBD7 antibody



[Go to Product page](#)

3 Images

Overview

Quantity:	100 µL
Target:	KBTBD7
Reactivity:	Human, Rat, Dog, Monkey
Host:	Mouse
Clonality:	Monoclonal
Application:	Western Blotting (WB), Immunofluorescence (IF)

Product Details

Immunogen:	Full length human recombinant protein of human KBTBD7 (NP_115514) produced in HEK293T cell.
	Type of Immunogen: Recombinant protein
Clone:	1G3
Isotype:	IgG2b
Specificity:	Human KBTBD7
Purification:	Protein A/G purified

Target Details

Target:	KBTBD7
Alternative Name:	KBTBD7 (KBTBD7 Products)
Background:	Name/Gene ID: KBTBD7

Target Details

Synonyms: KBTBD7, DKFZP434E2318

Gene ID: 84078

NCBI Accession: [NP_115514](#)

Application Details

Application Notes: Approved: IF (1:100), WB (1:2000)

Usage: Concentration: 0.5-1.0 mg/mL (Lot dependent)

Comment: Target Species of Antibody: Human

Restrictions: For Research Use only

Handling

Format: Liquid

Concentration: Lot specific

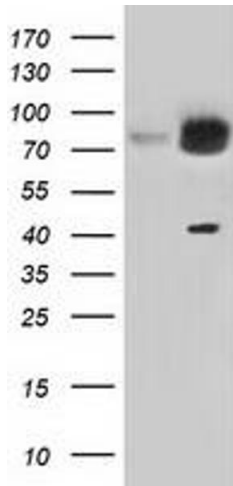
Buffer: PBS, pH 7.3, 1 % BSA, 50 % glycerol, 0.02 % sodium azide

Preservative: Sodium azide

Precaution of Use: This product contains Sodium azide: a POISONOUS AND HAZARDOUS SUBSTANCE which should be handled by trained staff only.

Storage: -20 °C

Storage Comment: Store at -20°C. Avoid freeze-thaw cycles.



Western Blotting

Image 1.

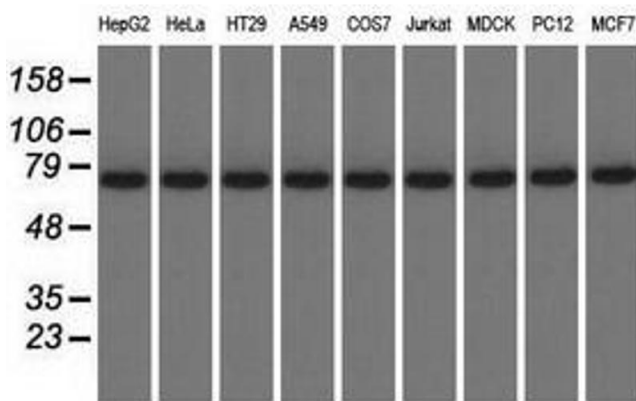
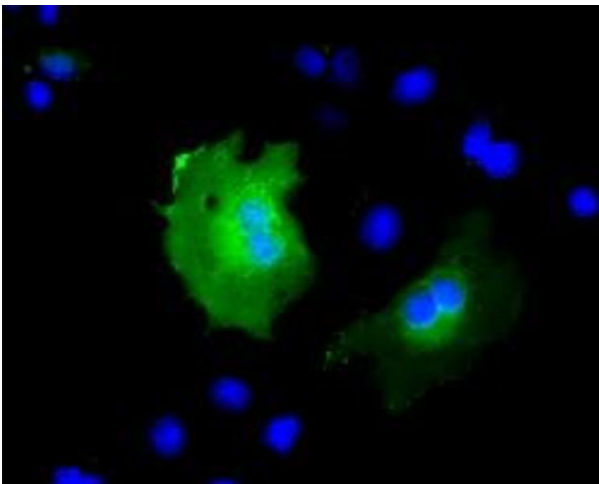


Image 2.



Immunofluorescence

Image 3.