

Datasheet for ABIN1499628

anti-CHN1 antibody**4** Images[Go to Product page](#)

Overview

Quantity:	100 µL
Target:	CHN1 (ARHGAP2)
Reactivity:	Human, Mouse, Rat, Dog, Monkey
Host:	Mouse
Clonality:	Monoclonal
Conjugate:	This CHN1 antibody is un-conjugated
Application:	Western Blotting (WB), Immunohistochemistry (IHC), Immunohistochemistry (Paraffin-embedded Sections) (IHC (p))

Product Details

Immunogen:	Full length human recombinant protein of human CHN1(NP_001813) produced in HEK293T cell. Type of Immunogen: Recombinant protein
Clone:	3C6
Isotype:	IgG1
Specificity:	Human N-Chimerin / CHN1
Purification:	Protein A/G purified

Target Details

Target:	CHN1 (ARHGAP2)
---------	----------------

Target Details

Alternative Name: CHN1 ([ARHGAP2 Products](#))

Background: Name/Gene ID: CHN1

Synonyms: CHN1, A-chimaerin, Alpha-chimerin, Chimerin 1, Chimerin (chimaerin) 1, CHN, DURS2, Duane retraction syndrome 2, N-chimaerin, N-chimerin, NC, RhoGAP2, ARHGAP2

Gene ID: 1123

NCBI Accession: [NP_001813](#)

Application Details

Application Notes: Approved: IHC, IHC-P (1:150), WB (1:1000 - 1:2000)

Comment: Target Species of Antibody: Human

Restrictions: For Research Use only

Handling

Format: Liquid

Concentration: Lot specific

Buffer: PBS, pH 7.3, 1 % BSA, 50 % glycerol, 0.02 % sodium azide

Preservative: Sodium azide

Precaution of Use: This product contains Sodium azide: a POISONOUS AND HAZARDOUS SUBSTANCE which should be handled by trained staff only.

Storage: -20 °C

Storage Comment: Store at -20°C. Avoid freeze-thaw cycles.

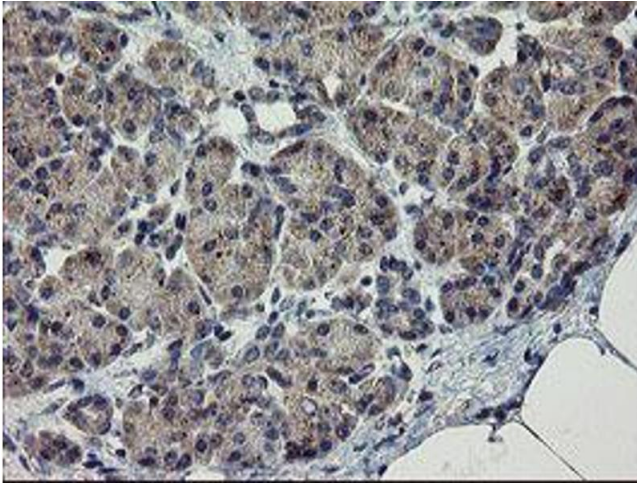
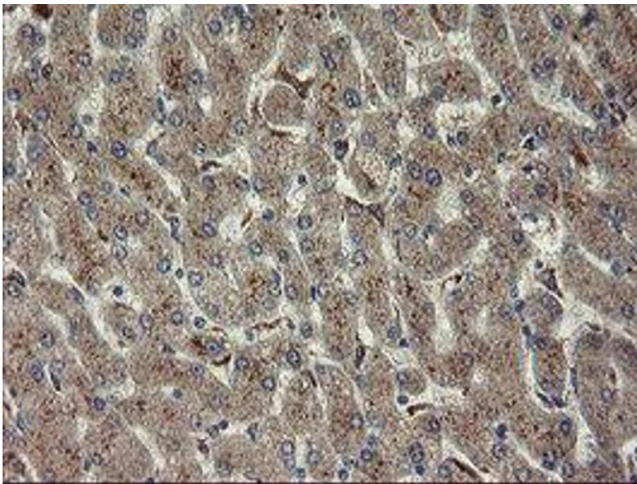
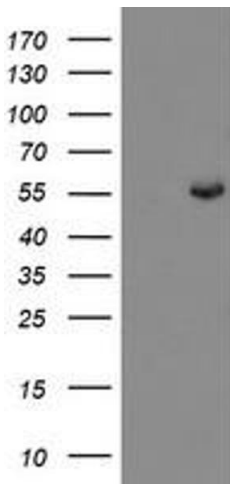


Image 1.



Immunohistochemistry

Image 2.



Western Blotting

Image 3.

Please check the [product details page](#) for more images. Overall 4 images are available for ABIN1499628.