



[Go to Product page](#)

Datasheet for ABIN1499655

anti-NDOR1 antibody

3 Images

Overview

Quantity:	100 µL
Target:	NDOR1
Reactivity:	Human
Host:	Mouse
Clonality:	Monoclonal
Conjugate:	This NDOR1 antibody is un-conjugated
Application:	Western Blotting (WB), Immunohistochemistry (IHC), Immunofluorescence (IF), Immunohistochemistry (Paraffin-embedded Sections) (IHC (p))

Product Details

Immunogen:	Full length human recombinant protein of human NDOR1(NP_055249) produced in HEK293T cell. Type of Immunogen: Recombinant protein
Clone:	2G4
Isotype:	IgG2a
Specificity:	Human NDOR1
Purification:	Protein A/G purified

Target Details

Target:	NDOR1
---------	-------

Target Details

Alternative Name:	NDOR1 (NDOR1 Products)
Background:	Name/Gene ID: NDOR1 Synonyms: NDOR1, Novel reductase 1, NR1, BA350014.9
Gene ID:	27158
NCBI Accession:	NP_055249
UniProt:	Q9UHB4

Application Details

Application Notes:	Approved: IF (1:100), IHC, IHC-P (1:150), WB (1:200 - 1:500)
Comment:	Target Species of Antibody: Human
Restrictions:	For Research Use only

Handling

Format:	Liquid
Concentration:	Lot specific
Buffer:	PBS, pH 7.3, 1 % BSA, 50 % glycerol, 0.02 % sodium azide
Preservative:	Sodium azide
Precaution of Use:	This product contains Sodium azide: a POISONOUS AND HAZARDOUS SUBSTANCE which should be handled by trained staff only.
Handling Advice:	Minimize freezing and thawing.
Storage:	-20 °C
Storage Comment:	Store at -20°C. Avoid freeze-thaw cycles.

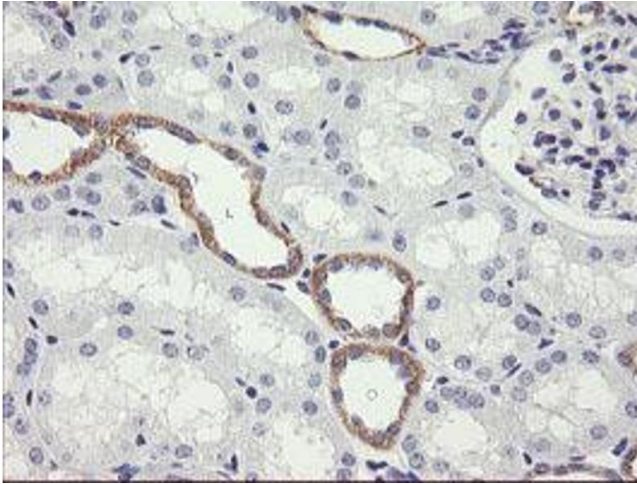


Image 1.

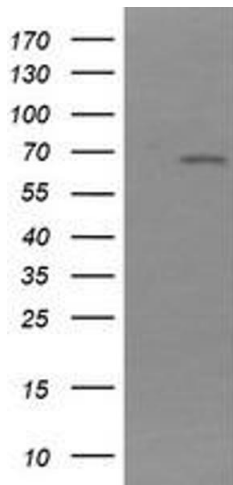


Image 2.

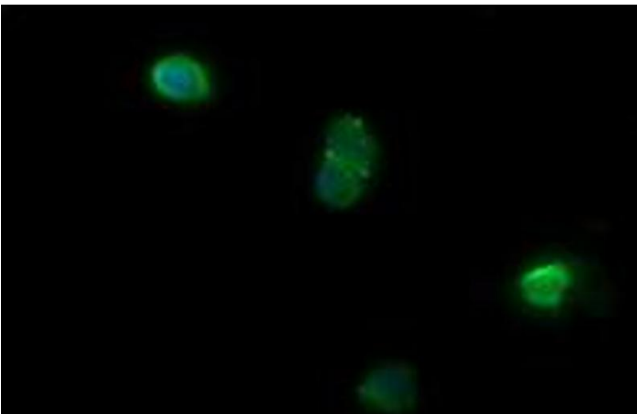


Image 3.