



Datasheet for ABIN1499682
anti-NEK11 antibody



[Go to Product page](#)

6 Images

Overview

Quantity:	100 µL
Target:	NEK11
Reactivity:	Human
Host:	Mouse
Clonality:	Monoclonal
Conjugate:	This NEK11 antibody is un-conjugated
Application:	Western Blotting (WB), Immunohistochemistry (IHC), Immunofluorescence (IF), Immunohistochemistry (Paraffin-embedded Sections) (IHC (p))

Product Details

Immunogen:	Full length human recombinant protein of human NEK11(NP_079076) produced in HEK293T cell. Type of Immunogen: Recombinant protein
Clone:	5D9
Isotype:	IgG1
Specificity:	Human NEK11
Purification:	Protein A/G purified

Target Details

Target:	NEK11
---------	-------

Target Details

Alternative Name: [NEK11 \(NEK11 Products\)](#)

Background: Name/Gene ID: NEK11
Subfamily: NEK
Family: Protein Kinase

Synonyms: NEK11, NimA-related protein kinase 11, NIMA-related kinase 11

Gene ID: 79858

NCBI Accession: [NP_079076](#)

UniProt: [Q8NG66](#)

Application Details

Application Notes: Approved: IF (1:100), IHC, IHC-P (1:150), WB (1:2000)

Comment: Target Species of Antibody: Human

Restrictions: For Research Use only

Handling

Format: Liquid

Concentration: Lot specific

Buffer: PBS, pH 7.3, 1 % BSA, 50 % glycerol, 0.02 % sodium azide

Preservative: Sodium azide

Precaution of Use: This product contains Sodium azide: a POISONOUS AND HAZARDOUS SUBSTANCE which should be handled by trained staff only.

Handling Advice: Minimize freezing and thawing.

Storage: -20 °C

Storage Comment: Store at -20°C. Avoid freeze-thaw cycles.

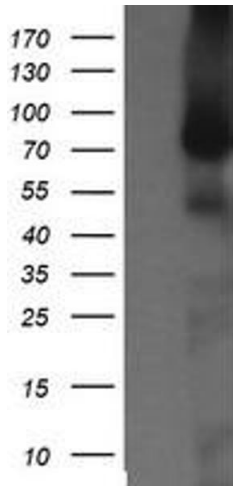


Image 1.

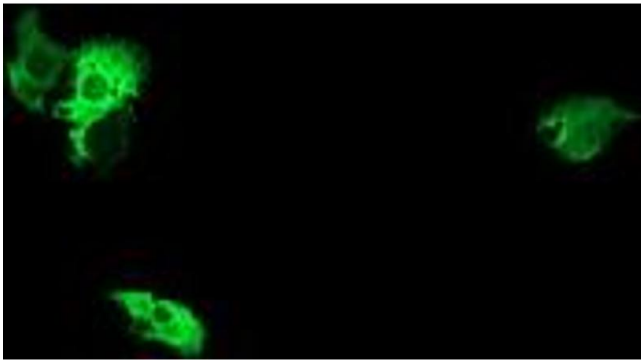


Image 2.

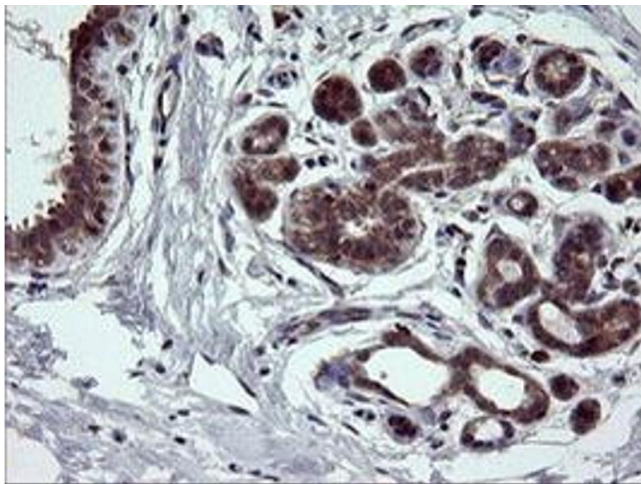


Image 3.

Please check the [product details page](#) for more images. Overall 6 images are available for ABIN1499682.