



Datasheet for ABIN1499741
anti-NKIRAS1 antibody



[Go to Product page](#)

3 Images

Overview

Quantity:	100 µL
Target:	NKIRAS1
Reactivity:	Human
Host:	Mouse
Clonality:	Monoclonal
Conjugate:	This NKIRAS1 antibody is un-conjugated
Application:	Western Blotting (WB), Immunohistochemistry (IHC), Immunohistochemistry (Paraffin-embedded Sections) (IHC (p)), Immunofluorescence (IF)

Product Details

Immunogen:	Full length human recombinant protein of human NKIRAS1(NP_065078) produced in HEK293T cell.
	Type of Immunogen: Recombinant protein
Clone:	8B11
Isotype:	IgG2a
Specificity:	Human NKIRAS1
Purification:	Protein A/G purified

Target Details

Target:	NKIRAS1
---------	---------

Target Details

Alternative Name:	NKIRAS1 (NKIRAS1 Products)
Background:	Name/Gene ID: NKIRAS1 Family: Ras GTPase superfamily IPR001806 Synonyms: NKIRAS1, Kappa B-Ras protein 1, Kappa B-ras 1, KappaB-Ras1, KBRAS1
Gene ID:	28512
NCBI Accession:	NP_065078
UniProt:	Q9NYS0

Application Details

Application Notes:	Approved: IF (1:100), IHC, IHC-P (1:150), WB (1:1000)
Comment:	Target Species of Antibody: Human
Restrictions:	For Research Use only

Handling

Format:	Liquid
Concentration:	Lot specific
Buffer:	PBS, pH 7.3, 1 % BSA, 50 % glycerol, 0.02 % sodium azide
Preservative:	Sodium azide
Precaution of Use:	This product contains Sodium azide: a POISONOUS AND HAZARDOUS SUBSTANCE which should be handled by trained staff only.
Handling Advice:	Minimize freezing and thawing.
Storage:	-20 °C
Storage Comment:	Store at -20°C. Avoid freeze-thaw cycles.




Image 1.

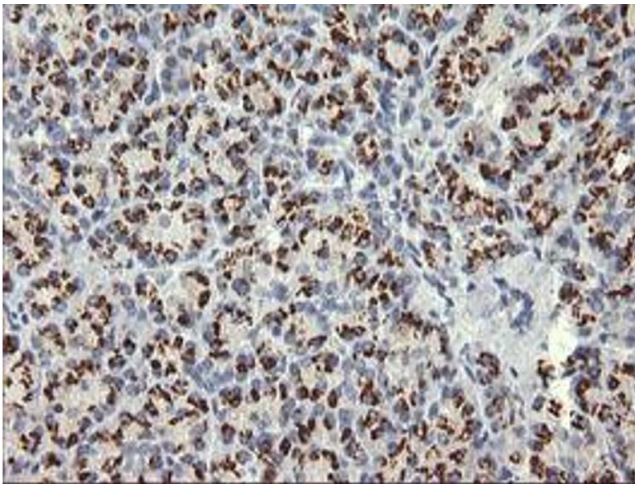


Image 2.

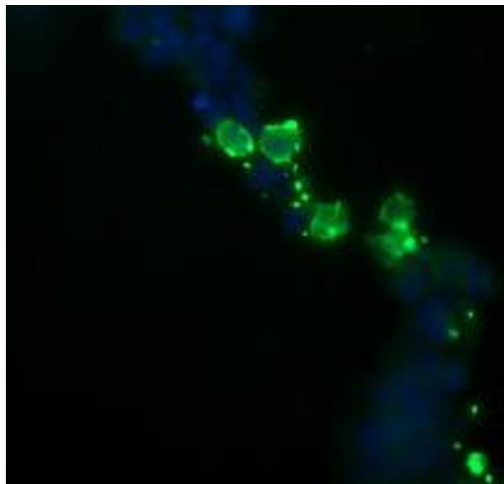


Image 3.