



[Go to Product page](#)

Datasheet for ABIN1500011
anti-PACSIN3 antibody

3 Images

Overview

Quantity:	100 µL
Target:	PACSIN3
Reactivity:	Human, Rat, Dog, Monkey
Host:	Mouse
Clonality:	Monoclonal
Conjugate:	This PACSIN3 antibody is un-conjugated
Application:	Western Blotting (WB), Flow Cytometry (FACS)

Product Details

Immunogen:	Full length human recombinant protein of human PACSIN3 (NP_057307) produced in HEK293T cell. Type of Immunogen: Recombinant protein
Clone:	2A3
Isotype:	IgG1
Specificity:	Human PACSIN3
Purification:	Protein A/G purified

Target Details

Target:	PACSIN3
Alternative Name:	PACSIN3 (PACSIN3 Products)

Target Details

Background:	Name/Gene ID: PACSIN3
	Synonyms: PACSIN3, Syndapin III, SDPIII, Endophilin I
Gene ID:	29763
NCBI Accession:	NP_057307
UniProt:	Q9UKS6

Application Details

Application Notes:	Approved: Flo (1:100), WB (1:200 - 1:500)
Comment:	Target Species of Antibody: Human
Restrictions:	For Research Use only

Handling

Format:	Liquid
Concentration:	Lot specific
Buffer:	PBS, pH 7.3, 1 % BSA, 50 % glycerol, 0.02 % sodium azide
Preservative:	Sodium azide
Precaution of Use:	This product contains Sodium azide: a POISONOUS AND HAZARDOUS SUBSTANCE which should be handled by trained staff only.
Handling Advice:	Minimize freezing and thawing.
Storage:	-20 °C
Storage Comment:	Store at -20°C. Avoid freeze-thaw cycles.

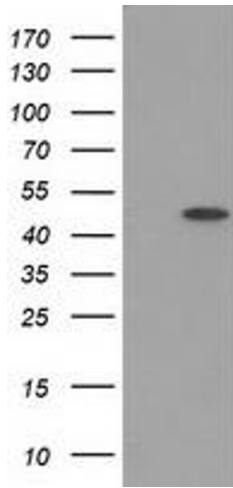


Image 1.

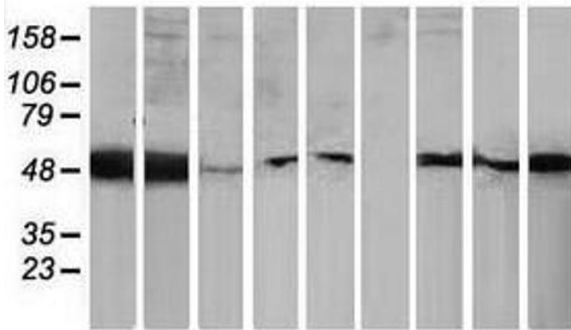


Image 2.

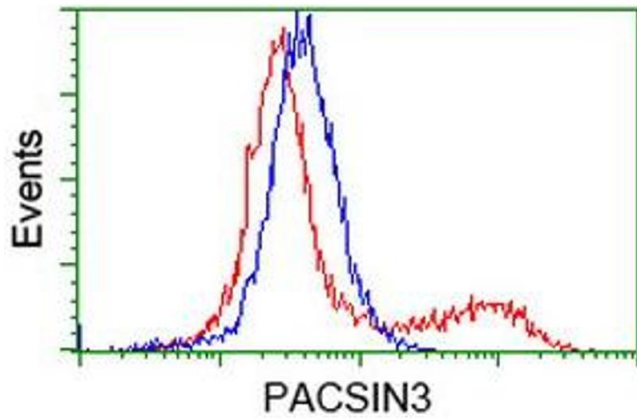


Image 3.