



Datasheet for ABIN1500329  
**anti-POGK antibody**



[Go to Product page](#)

18 Images

Overview

Quantity:	100 µL
Target:	POGK
Reactivity:	Human
Host:	Mouse
Clonality:	Monoclonal
Conjugate:	This POGK antibody is un-conjugated
Application:	Western Blotting (WB), Immunohistochemistry (IHC), Immunohistochemistry (Paraffin-embedded Sections) (IHC (p))

Product Details

Immunogen:	Full length human recombinant protein of human POGK(NP_060012) produced in HEK293T cell. Type of Immunogen: Recombinant protein
Clone:	6D5
Isotype:	IgG2a
Specificity:	Human POGK
Purification:	Protein A/G purified

Target Details

Target:	POGK
---------	------

## Target Details

---

Alternative Name: [POGK \(POGK Products\)](#)

Background: Name/Gene ID: POGK

Synonyms: POGK, BASS2, LST003, KIAA1513, KRAB box domain containing 2, KRBOX2, KIAA15131

Gene ID: 57645

NCBI Accession: [NP\\_060012](#)

UniProt: [Q9P215](#)

## Application Details

---

Application Notes: Approved: IHC, IHC-P (1:150), WB (1:2000)

Comment: Target Species of Antibody: Human

Restrictions: For Research Use only

## Handling

---

Format: Liquid

Concentration: Lot specific

Buffer: PBS, pH 7.3, 1 % BSA, 50 % glycerol, 0.02 % sodium azide

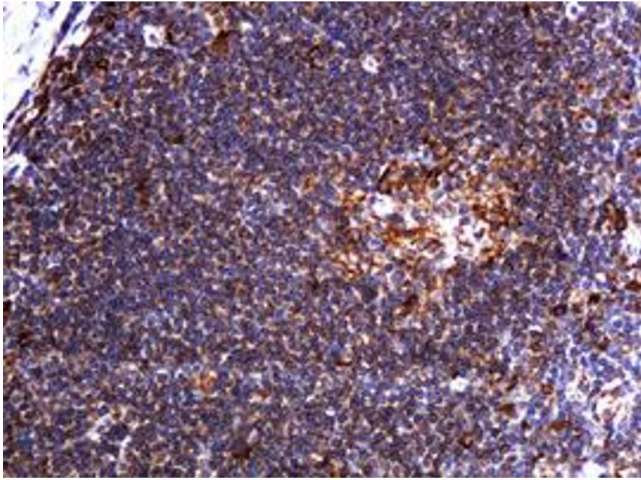
Preservative: Sodium azide

Precaution of Use: This product contains Sodium azide: a POISONOUS AND HAZARDOUS SUBSTANCE which should be handled by trained staff only.

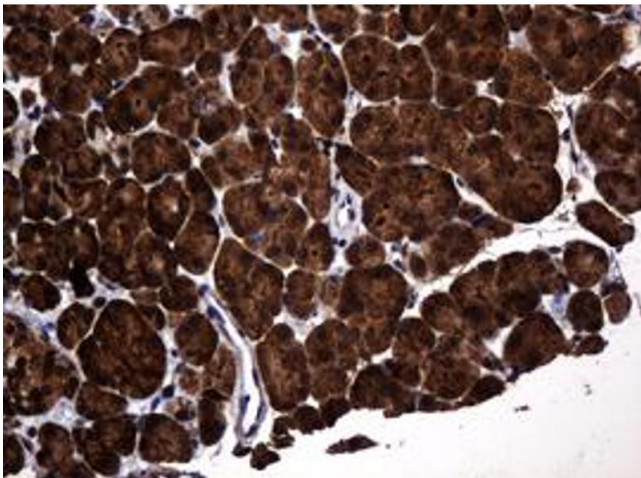
Handling Advice: Minimize freezing and thawing.

Storage: -20 °C

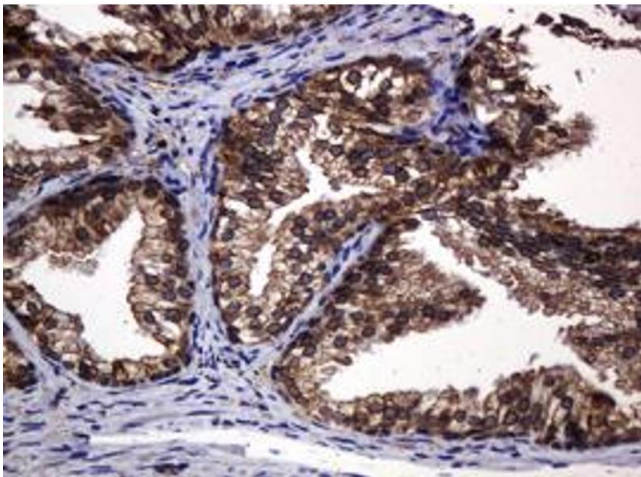
Storage Comment: Store at -20°C. Avoid freeze-thaw cycles.



**Image 1.**



**Image 2.**



**Image 3.**

Please check the [product details page](#) for more images. Overall 18 images are available for ABIN1500329.