

Datasheet for ABIN1500522

anti-PYCRL antibody

10 Images

[Go to Product page](#)

Overview

Quantity:	100 µL
Target:	PYCRL
Reactivity:	Human, Rat
Host:	Mouse
Clonality:	Monoclonal
Conjugate:	This PYCRL antibody is un-conjugated
Application:	Western Blotting (WB), Immunofluorescence (IF), Flow Cytometry (FACS), Immunohistochemistry (IHC), Immunohistochemistry (Paraffin-embedded Sections) (IHC (p))

Product Details

Immunogen:	Full length human recombinant protein of human PYCRL (NP_075566) produced in HEK293T cell. Type of Immunogen: Recombinant protein
Clone:	1B12
Isotype:	IgG1
Specificity:	Human PYCRL
Purification:	Protein A/G purified

Target Details

Target:	PYCRL
---------	-------

Target Details

Alternative Name:	PYCRL (PYCRL Products)
Background:	Name/Gene ID: PYCRL Synonyms: PYCRL, p5C reductase 3, p5CR 3
Gene ID:	65263
NCBI Accession:	NP_075566

Application Details

Application Notes:	Approved: Flo (1:100), IF (1:100), IHC, IHC-P (1:150), WB (1:500 - 1:2000)
Comment:	Target Species of Antibody: Human
Restrictions:	For Research Use only

Handling

Format:	Liquid
Concentration:	Lot specific
Buffer:	PBS, pH 7.3, 1 % BSA, 50 % glycerol, 0.02 % sodium azide
Preservative:	Sodium azide
Precaution of Use:	This product contains Sodium azide: a POISONOUS AND HAZARDOUS SUBSTANCE which should be handled by trained staff only.
Handling Advice:	Minimize freezing and thawing.
Storage:	-20 °C
Storage Comment:	Store at -20°C. Avoid freeze-thaw cycles.

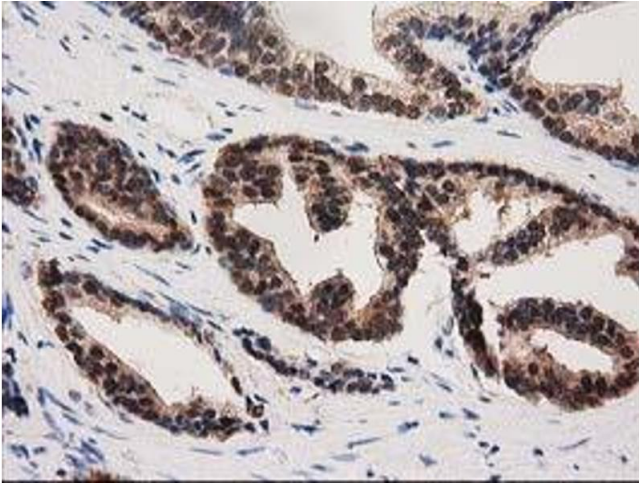


Image 1.

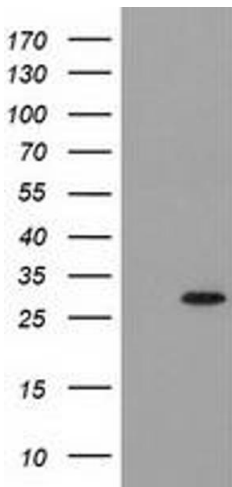


Image 2.

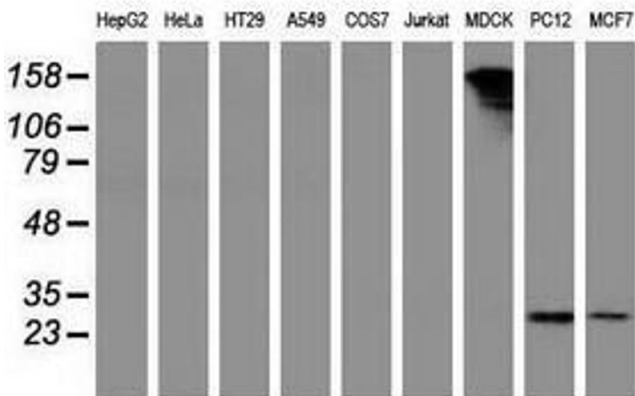


Image 3.

Please check the [product details page](#) for more images. Overall 10 images are available for ABIN1500522.