



[Go to Product page](#)

Datasheet for ABIN1501580

anti-TUBB4 antibody

11 Images

Overview

Quantity:	100 µL
Target:	TUBB4 (TUBB4A)
Reactivity:	Human, Mouse, Rat, Dog, Monkey
Host:	Mouse
Clonality:	Monoclonal
Conjugate:	This TUBB4 antibody is un-conjugated
Application:	Western Blotting (WB), Immunohistochemistry (IHC), Immunofluorescence (IF), Flow Cytometry (FACS), Immunohistochemistry (Paraffin-embedded Sections) (IHC (p))

Product Details

Immunogen:	Full length human recombinant protein of human TUBB4 (NP_006078) produced in HEK293T cell.
	Type of Immunogen: Recombinant protein
Clone:	5C1
Isotype:	IgG2b
Specificity:	Human TUBB4
Purification:	Protein A/G purified

Target Details

Target:	TUBB4 (TUBB4A)
---------	----------------

Target Details

Alternative Name: TUBB4 ([TUBB4A Products](#))

Background: Name/Gene ID: TUBB4A

Family: Tubulin

Synonyms: TUBB4A, Beta-5, Class IVa beta-tubulin, TUBB4, Tubulin 5 beta, Tubulin, beta 4 class IVa, Tubulin, beta 4A class IVa, Tubulin, beta, 5, Tubulin beta-4 chain, TUBB5, Tubulin beta-4A chain, Tubulin, beta 4

Gene ID: 10382

NCBI Accession: [NP_006078](#)

Application Details

Application Notes: Approved: Flo (1:100), IF (1:100), IHC, IHC-P (1:150), WB (1:500 - 1:2000)

Comment: Target Species of Antibody: Human

Restrictions: For Research Use only

Handling

Format: Liquid

Concentration: Lot specific

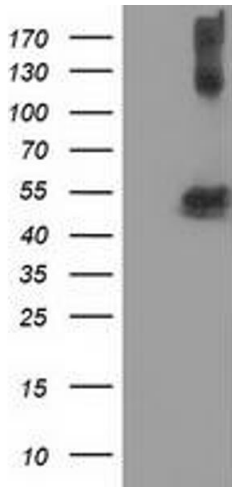
Buffer: PBS, pH 7.3, 1 % BSA, 50 % glycerol, 0.02 % sodium azide

Preservative: Sodium azide

Precaution of Use: This product contains Sodium azide: a POISONOUS AND HAZARDOUS SUBSTANCE which should be handled by trained staff only.

Storage: -20 °C

Storage Comment: Store at -20°C. Avoid freeze-thaw cycles.



Western Blotting

Image 1.

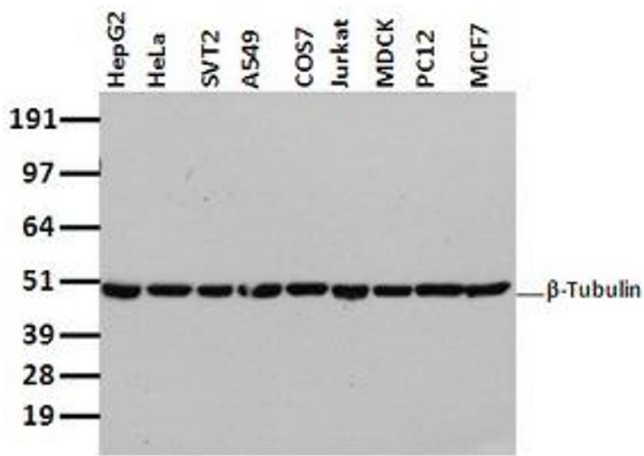


Image 2.

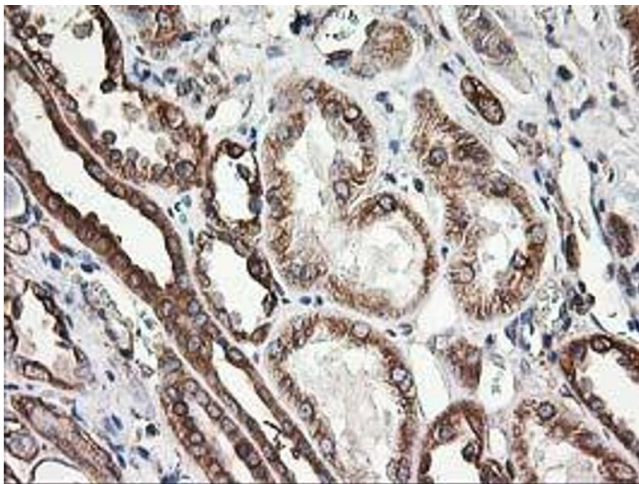


Image 3.

Please check the [product details page](#) for more images. Overall 11 images are available for ABIN1501580.