



Datasheet for ABIN1501861
anti-ZSCAN18 antibody



[Go to Product page](#)

8 Images

Overview

| | |
|--------------|--|
| Quantity: | 100 µL |
| Target: | ZSCAN18 |
| Reactivity: | Human |
| Host: | Mouse |
| Clonality: | Monoclonal |
| Application: | Western Blotting (WB), Immunohistochemistry (Paraffin-embedded Sections) (IHC (p)), Immunohistochemistry (IHC) |

Product Details

| | |
|---------------|---|
| Immunogen: | Full length human recombinant protein of human ZSCAN18(NP_076415) produced in HEK293T cell. Type of Immunogen: Recombinant protein |
| Clone: | 4D10 |
| Isotype: | IgG2b |
| Specificity: | Human ZSCAN18 / ZNF447 |
| Purification: | Protein A/G purified |

Target Details

| | |
|-------------------|---|
| Target: | ZSCAN18 |
| Alternative Name: | ZSCAN18 / ZNF447 (ZSCAN18 Products) |

Target Details

Background: Name/Gene ID: ZSCAN18
Family: Zinc Finger
Synonyms: ZSCAN18, Zinc finger protein 447, ZNF447

Gene ID: 65982

NCBI Accession: [NP_076415](#)

Application Details

Application Notes: Approved: IHC, IHC-P (1:150), WB (1:4000)

Comment: Target Species of Antibody: Human

Restrictions: For Research Use only

Handling

Format: Liquid

Concentration: Lot specific

Buffer: PBS, pH 7.3, 1 % BSA, 50 % glycerol, 0.02 % sodium azide

Preservative: Sodium azide

Precaution of Use: This product contains Sodium azide: a POISONOUS AND HAZARDOUS SUBSTANCE which should be handled by trained staff only.

Storage: -20 °C

Storage Comment: Store at -20°C. Avoid freeze-thaw cycles.

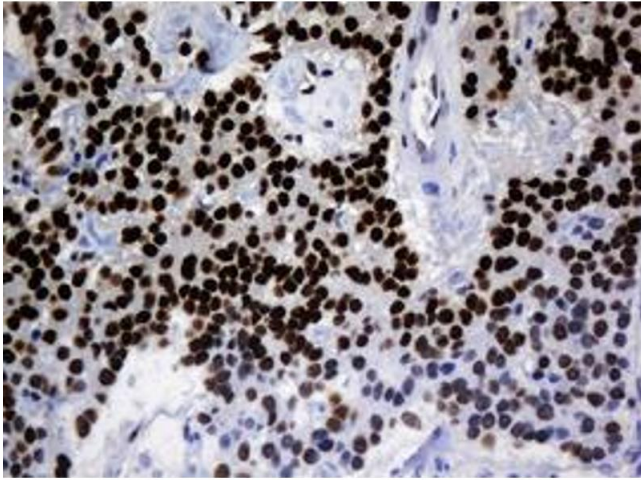


Image 1.

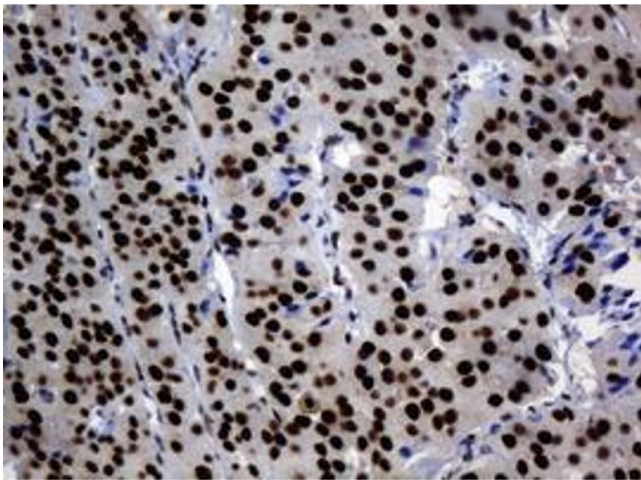


Image 2.

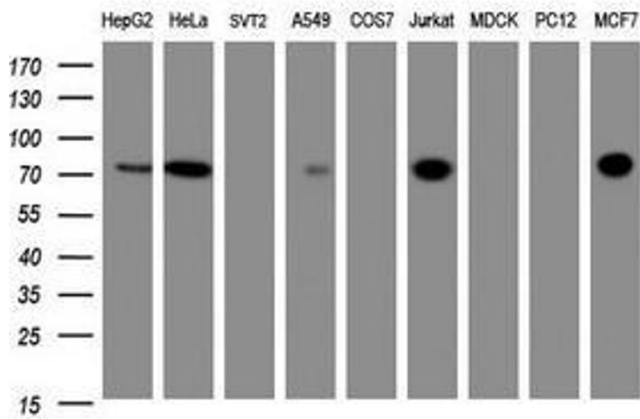


Image 3.

Please check the [product details page](#) for more images. Overall 8 images are available for ABIN1501861.