



[Go to Product page](#)

Datasheet for ABIN1774876

## anti-PTAFR antibody (AA 1-342)

### 3 Images

#### Overview

Quantity:	50 µg
Target:	PTAFR
Binding Specificity:	AA 1-342
Reactivity:	Human
Host:	Mouse
Clonality:	Polyclonal
Conjugate:	This PTAFR antibody is un-conjugated
Application:	Western Blotting (WB)

#### Product Details

Purpose:	Mouse polyclonal antibody raised against a full-length human PTAFR protein.
Immunogen:	PTAFR (ACE87813.1, 1 a.a. ~ 342 a.a) full-length human protein.
Sequence:	MEPHDSSHMD SEFRYTLFPI VYSIIFVLGV IANGYVLWVF ARLYPCKKFN EIKIFMVNLT MADMLFLITL PLWIVYYQNG GNWILPKFLC NVAGCLFFIN TYCSVAFLGV ITYNRFQAVT RPIKTAQANT RKRGISLSLV IWVAIVGAAS YFLILDSTNT VPDSAGSGNV TRCFEHYEKG SVPVLIHIF IVFSFFLVFL IILFCNLVII RTLLMQPVQQ QRNAEVKRR LWMVCTVLAV FIICFVPHHV VQLPWTLAEL GFQDSKFHQA INDAHQVTLC LLSTNCVLDV VIYCFLTKKF RKHLTEKFYS MRSSRKCSRA TTDVTEVVV PFNQIPGNL KN
Cross-Reactivity:	Human, Mouse
Characteristics:	Antibody reactive against mammalian transfected lysate.

## Target Details

Target:	PTAFR
Alternative Name:	PTAFR ( <a href="#">PTAFR Products</a> )
Background:	Full Gene Name: platelet-activating factor receptor Synonyms: PAFR
Gene ID:	5724
Pathways:	<a href="#">Activation of Innate immune Response</a> , <a href="#">Cellular Response to Molecule of Bacterial Origin</a>

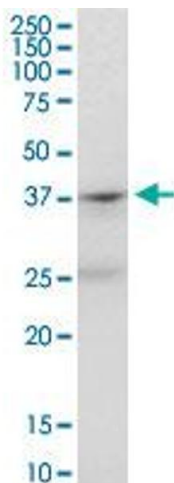
## Application Details

Application Notes:	Optimal working dilution should be determined by the investigator.
Restrictions:	For Research Use only

## Handling

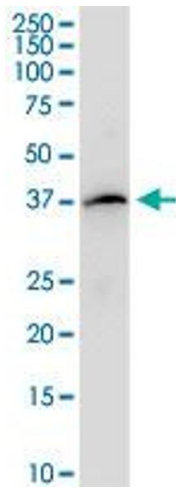
Buffer:	In 1x PBS, pH 7.4
Handling Advice:	Aliquot to avoid repeated freezing and thawing.
Storage:	-20 °C
Storage Comment:	Store at -20°C or lower. Aliquot to avoid repeated freezing and thawing.

## Images



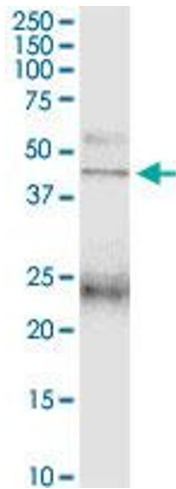
### Western Blotting

**Image 1.** PTAFR MaxPab polyclonal antibody. Western Blot analysis of PTAFR expression in human kidney.



### Western Blotting

**Image 2.** PTAFR MaxPab polyclonal antibody. Western Blot analysis of PTAFR expression in mouse kidney.



### Western Blotting

**Image 3.** PTAFR MaxPab polyclonal antibody. Western Blot analysis of PTAFR expression in mouse testis.