



[Go to Product page](#)

Datasheet for ABIN1774877
anti-ASB5 antibody (AA 220-328)

4 Images

Overview

Quantity:	100 µg
Target:	ASB5
Binding Specificity:	AA 220-328
Reactivity:	Human
Host:	Mouse
Clonality:	Monoclonal
Conjugate:	This ASB5 antibody is un-conjugated
Application:	Western Blotting (WB), ELISA

Product Details

Purpose:	Mouse monoclonal antibody raised against a partial recombinant ASB5.
Immunogen:	ASB5 (NP_543150, 220 a.a. ~ 328 a.a) partial recombinant protein with GST tag. MW of the GST tag alone is 26 KDa.
Sequence:	LLYAGADVQK GKYWDTPLHA AAQQSSTEIV NLLLEFGADI NAKNTELLRP IDVATSSSMV ERILLQHEAT PSSLYQLCRL CIRSYIGKPR LHLIPQLQLP TLLKNFLQY
Clone:	6B10
Isotype:	IgG2a
Cross-Reactivity:	Human, Mouse
Characteristics:	Antibody Reactive Against Recombinant Protein.

Target Details

Target:	ASB5
Alternative Name:	ASB5 (ASB5 Products)
Background:	Full Gene Name: ankyrin repeat and SOCS box-containing 5 Synonyms:
Gene ID:	140458
NCBI Accession:	NM_080874

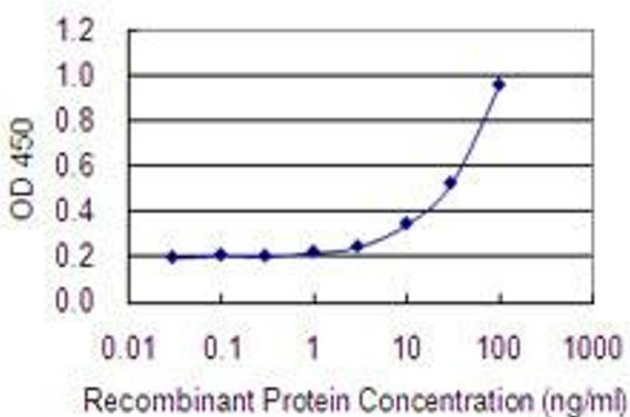
Application Details

Application Notes:	Optimal working dilution should be determined by the investigator.
Restrictions:	For Research Use only

Handling

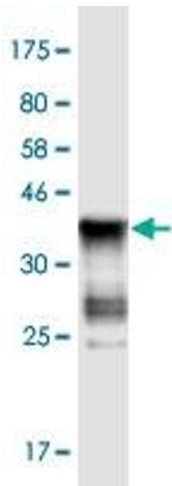
Buffer:	In 1x PBS, pH 7.4
Handling Advice:	Aliquot to avoid repeated freezing and thawing.
Storage:	-20 °C
Storage Comment:	Store at -20°C or lower. Aliquot to avoid repeated freezing and thawing.

Images



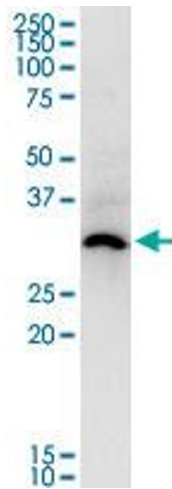
ELISA

Image 1. Detection limit for recombinant GST tagged ASB5 is 1 ng/ml as a capture antibody.



Western Blotting

Image 2. Western Blot detection against Immunogen (37.73 kDa).



Western Blotting

Image 3. ASB5 monoclonal antibody (M03), clone 6B10. Western Blot analysis of ASB5 expression in NIH/3T3.

Please check the [product details page](#) for more images. Overall 4 images are available for ABIN1774877.