



[Go to Product page](#)

Datasheet for ABIN1844749

anti-PLK1 antibody (AA 331-508)

5 Images

Overview

Quantity:	100 µL
Target:	PLK1
Binding Specificity:	AA 331-508
Reactivity:	Human
Host:	Mouse
Clonality:	Monoclonal
Conjugate:	This PLK1 antibody is un-conjugated
Application:	Western Blotting (WB), ELISA, Immunofluorescence (fixed cells) (IF/ICC)

Product Details

Immunogen:	Purified recombinant fragment of human PLK1 (AA: 331-508) expressed in E. Coli.
Isotype:	IgG1
Purification:	Purified antibody

Target Details

Target:	PLK1
Alternative Name:	PLK1 (PLK1 Products)
Background:	Polo-like kinase 1 (Plk1) plays key roles in many aspects of mitosis. Suppression of Plk1 by p21 (Waf1) is responsible for p53-dependent protection against adriamycin-induced caspase-independent mitotic death.

Target Details

Molecular Weight:	68 kDa
Gene ID:	5347
UniProt:	P53350
Pathways:	Cell Division Cycle, M Phase

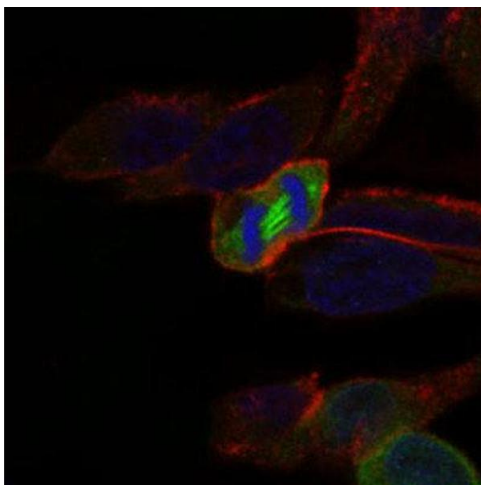
Application Details

Application Notes:	Optimal working dilution should be determined by the investigator.
Restrictions:	For Research Use only

Handling

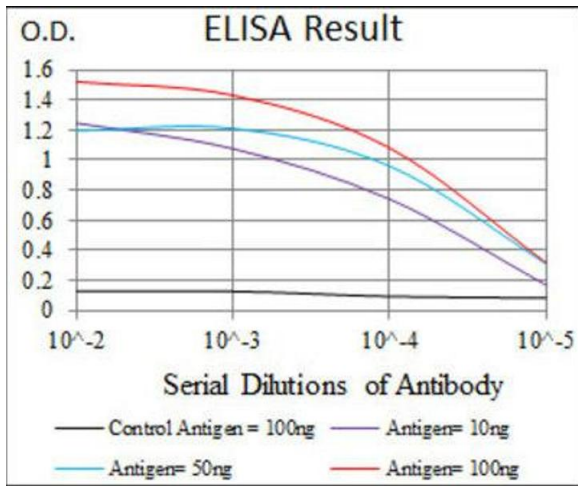
Format:	Liquid
Concentration:	1.0 mg/mL
Buffer:	PBS with 0.05 % sodium azide and 0.5 % protein stabilizer.
Preservative:	Sodium azide
Precaution of Use:	This product contains Sodium azide: a POISONOUS AND HAZARDOUS SUBSTANCE which should be handled by trained staff only.
Storage:	-20 °C
Storage Comment:	Aliquot and store at -20 °C. Avoid repeated freeze/thaw cycles.

Images



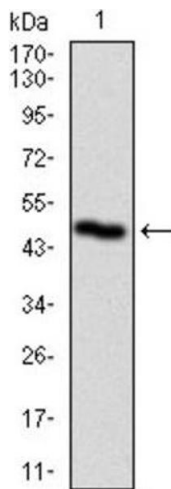
Immunocytochemistry

Image 1.



ELISA

Image 2.



Western Blotting

Image 3.

Please check the [product details page](#) for more images. Overall 5 images are available for ABIN1844749.