

Datasheet for ABIN1845710  
**anti-FLIP antibody (AA 100-251)**



[Go to Product page](#)

9 Images

## Overview

Quantity:	100 µL
Target:	FLIP (CFLAR)
Binding Specificity:	AA 100-251
Reactivity:	Human, Mouse
Host:	Mouse
Clonality:	Monoclonal
Conjugate:	This FLIP antibody is un-conjugated
Application:	Western Blotting (WB), ELISA, Immunohistochemistry (IHC), Flow Cytometry (FACS)

## Product Details

Immunogen:	Purified recombinant fragment of human CFLAR (AA: 100-251) expressed in E. coli.
Isotype:	IgG1
Purification:	Purified antibody

## Target Details

Target:	FLIP (CFLAR)
Alternative Name:	CFLAR ( <a href="#">CFLAR Products</a> )
Background:	The protein encoded by this gene is a regulator of apoptosis and is structurally similar to caspase-8. However, the encoded protein lacks caspase activity and appears to be itself cleaved into two peptides by caspase-8. Several transcript variants encoding different isoforms have been found for this gene, and partial evidence for several more variants exists.

## Target Details

Molecular Weight: 55 kDa

Gene ID: 8837

Pathways: [Apoptosis](#), [Regulation of Muscle Cell Differentiation](#), [Skeletal Muscle Fiber Development](#)

## Application Details

Application Notes: Optimal working dilution should be determined by the investigator.

Restrictions: For Research Use only

## Handling

Format: Liquid

Concentration: 1.0 mg/mL

Buffer: PBS with 0.05 % sodium azide and 0.5 % protein stabilizer.

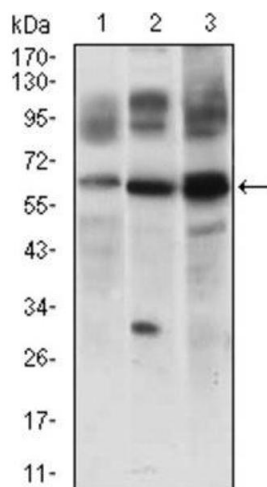
Preservative: Sodium azide

Precaution of Use: This product contains Sodium azide: a POISONOUS AND HAZARDOUS SUBSTANCE which should be handled by trained staff only.

Storage: -20 °C

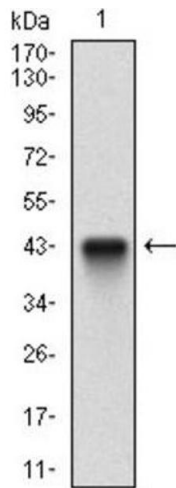
Storage Comment: Aliquot and store at -20 °C. Avoid repeated freeze/thaw cycles.

## Images



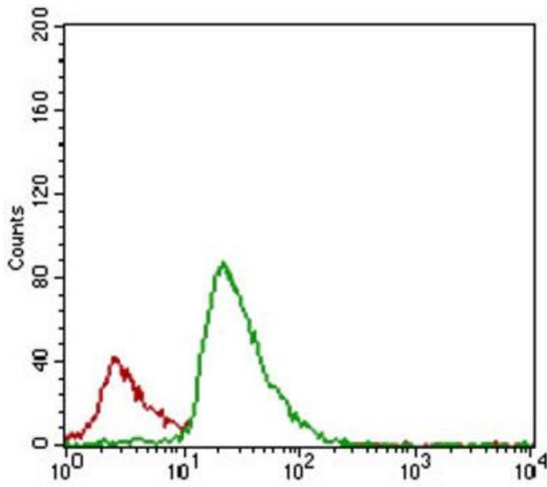
### Western Blotting

Image 1.



### Western Blotting

Image 2.



### Flow Cytometry

Image 3.

Please check the [product details page](#) for more images. Overall 9 images are available for ABIN1845710.