

Datasheet for ABIN1845870

anti-FOXO1 antibody**7** Images[Go to Product page](#)

Overview

Quantity:	100 µL
Target:	FOXO1
Reactivity:	Human, Mouse
Host:	Mouse
Clonality:	Monoclonal
Conjugate:	This FOXO1 antibody is un-conjugated
Application:	Western Blotting (WB), Immunohistochemistry (IHC), ELISA, Immunofluorescence (fixed cells) (IF/ICC)

Product Details

Immunogen:	Purified recombinant fragment of human FOXO1 expressed in E. Coli.
Isotype:	IgG1
Purification:	Purified antibody

Target Details

Target:	FOXO1
Alternative Name:	FOXO1 (FOXO1 Products)
Background:	This gene belongs to the forkhead family of transcription factors which are characterized by a distinct forkhead domain. The specific function of this gene has not yet been determined, however, it may play a role in myogenic growth and differentiation. Translocation of this gene with PAX3 has been associated with alveolar rhabdomyosarcoma.

Target Details

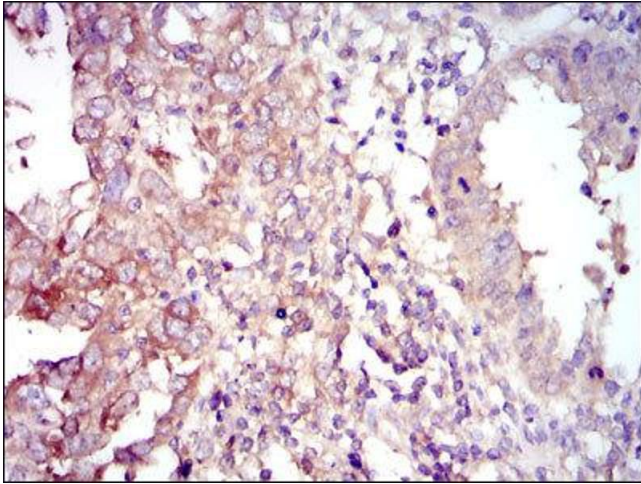
Molecular Weight:	69.7 kDa
Gene ID:	2308
UniProt:	Q12778 , O43524 , P98177
Pathways:	PI3K-Akt Signaling , Cell Division Cycle , Fc-epsilon Receptor Signaling Pathway , EGFR Signaling Pathway , Neurotrophin Signaling Pathway , Carbohydrate Homeostasis , Chromatin Binding , Regulation of Carbohydrate Metabolic Process , CXCR4-mediated Signaling Events , BCR Signaling

Application Details

Application Notes:	Optimal working dilution should be determined by the investigator.
Restrictions:	For Research Use only

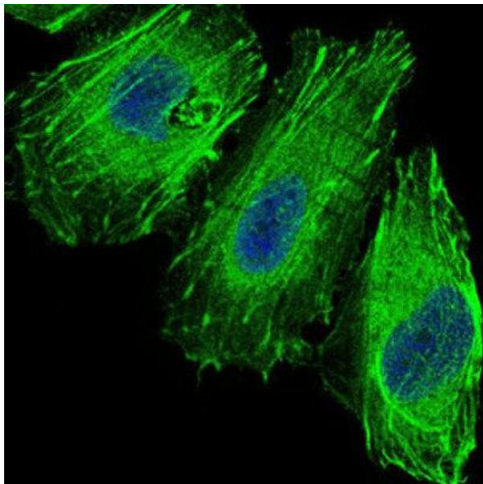
Handling

Format:	Liquid
Concentration:	1.0 mg/mL
Buffer:	PBS with 0.05 % sodium azide and 0.5 % protein stabilizer.
Preservative:	Sodium azide
Precaution of Use:	This product contains Sodium azide: a POISONOUS AND HAZARDOUS SUBSTANCE which should be handled by trained staff only.
Storage:	-20 °C
Storage Comment:	Aliquot and store at -20 °C. Avoid repeated freeze/thaw cycles.



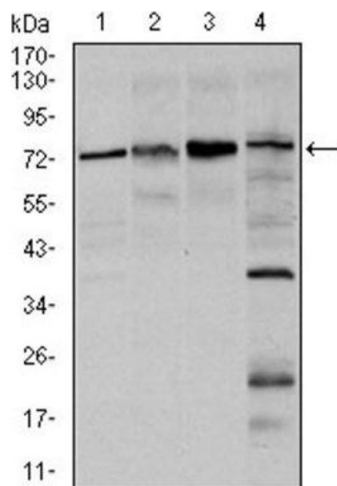
Immunohistochemistry

Image 1.



Immunocytochemistry

Image 2.



Western Blotting

Image 3.

Please check the [product details page](#) for more images. Overall 7 images are available for ABIN1845870.