

Datasheet for ABIN1846032
anti-NEUROD1 antibody (AA 26-91)



[Go to Product page](#)

4 Images

Overview

Quantity:	100 µL
Target:	NEUROD1
Binding Specificity:	AA 26-91
Reactivity:	Human, Mouse
Host:	Mouse
Clonality:	Monoclonal
Conjugate:	This NEUROD1 antibody is un-conjugated
Application:	Western Blotting (WB), ELISA

Product Details

Immunogen:	Purified recombinant fragment of human NeuroD (AA: 26-91) expressed in E. coli.
Isotype:	IgG1
Purification:	Purified antibody

Target Details

Target:	NEUROD1
Alternative Name:	NeuroD (NEUROD1 Products)
Background:	This gene encodes a member of the NeuroD family of basic helix-loop-helix (bHLH) transcription factors. The protein forms heterodimers with other bHLH proteins and activates transcription of genes that contain a specific DNA sequence known as the E-box. It regulates expression of the insulin gene, and mutations in this gene result in type II diabetes mellitus.

Target Details

Molecular Weight: 40 kDa

Gene ID: 4760

Pathways: [Dopaminergic Neurogenesis](#), [Hormone Transport](#), [Carbohydrate Homeostasis](#)

Application Details

Application Notes: Optimal working dilution should be determined by the investigator.

Restrictions: For Research Use only

Handling

Format: Liquid

Concentration: 1.0 mg/mL

Buffer: PBS with 0.05 % sodium azide and 0.5 % protein stabilizer.

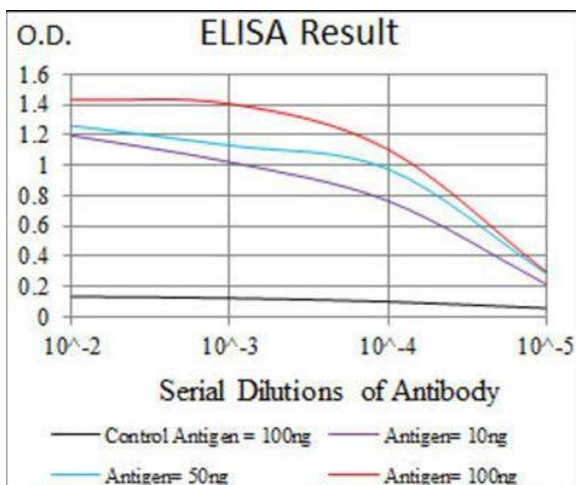
Preservative: Sodium azide

Precaution of Use: This product contains Sodium azide: a POISONOUS AND HAZARDOUS SUBSTANCE which should be handled by trained staff only.

Storage: -20 °C

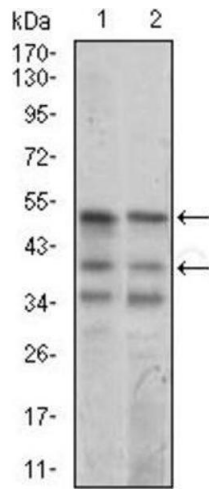
Storage Comment: Aliquot and store at -20 °C. Avoid repeated freeze/thaw cycles.

Images



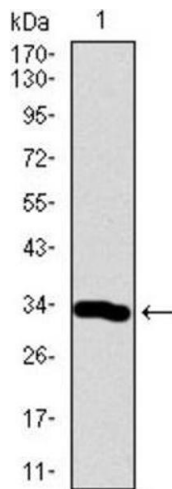
ELISA

Image 1.



Western Blotting

Image 2.



Western Blotting

Image 3.

Please check the [product details page](#) for more images. Overall 4 images are available for ABIN1846032.