Datasheet for ABIN1848048

anti-HNRNPD/AUF1 antibody (Ser83)

5 Images

Go to Product page

Overview

Quantity:	100 µL
Target:	HNRNPD/AUF1 (HNRNPD)
Binding Specificity:	Ser83
Reactivity:	Human, Mouse, Rat
Host:	Rabbit
Clonality:	Polyclonal
Conjugate:	This HNRNPD/AUF1 antibody is un-conjugated
Application:	Western Blotting (WB), Immunohistochemistry (IHC), ELISA, Immunofluorescence (fixed cells) (IF/ICC)

Product Details

Immunogen:	The antiserum was produced against synthesized non-phosphopeptide derived from human hnRPD around the phosphorylation site of serine 83 (N-S-SP-P-R).
Specificity:	Rabbit polyclonal antibody against hnRPD protein.
Purification:	The antibody was affinity-purified from rabbit antiserum by affinity-chromatography using epitope-specific immunogen

Target Details

Target:	HNRNPD/AUF1 (HNRNPD)
Alternative Name:	hnRPD (HNRNPD Products)
UniProt:	Q14103

 Copyright antibodies-online. All rights reserved.

Application Details

Restrictions:	For Research Use only

Handling

Storage:	-20 °C
Storage Comment:	Aliquot and store at -20 °C. Avoid repeated freeze/thaw cycles.

Images

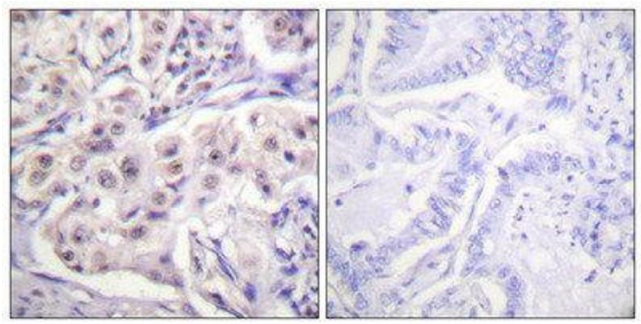

Immunohistochemistry

Image 1.

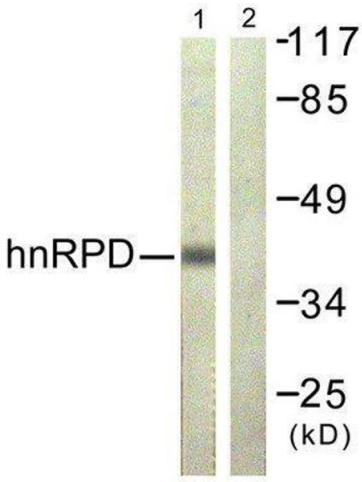

Western Blotting

Image 2.

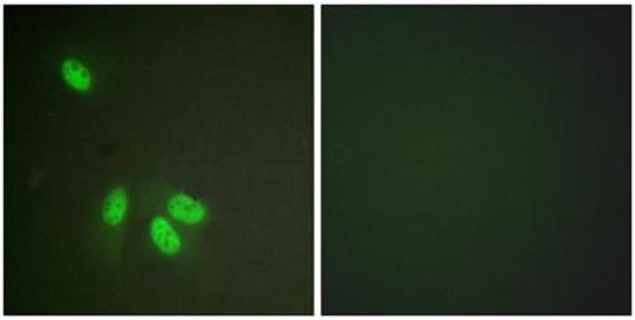

Immunofluorescence

Image 3. Immunofluorescence analysis of HeLa cells, using hnRPD (epitope around residue 83) antibody.

Please check the product details page for more images. Overall 5 images are available for ABIN1848048.

Copyright antibodies-online. All rights reserved.