

Datasheet for ABIN1848902  
**anti-XRCC5 antibody (C-Term)**



[Go to Product page](#)

4 Images

## Overview

Quantity:	100 µL
Target:	XRCC5
Binding Specificity:	C-Term
Reactivity:	Human, Mouse
Host:	Rabbit
Clonality:	Polyclonal
Conjugate:	This XRCC5 antibody is un-conjugated
Application:	Western Blotting (WB), Immunohistochemistry (IHC), ELISA

## Product Details

Immunogen:	The antiserum was produced against synthesized peptide derived from C-terminal of human XRCC5.
Specificity:	Rabbit polyclonal antibody against XRCC5 protein.
Purification:	The antibody was affinity-purified from rabbit antiserum by affinity-chromatography using epitope-specific immunogen

## Target Details

Target:	XRCC5
Alternative Name:	XRCC5 ( <a href="#">XRCC5 Products</a> )
UniProt:	<a href="#">P13010</a>

## Target Details

Pathways: [DNA Damage Repair](#)

## Application Details

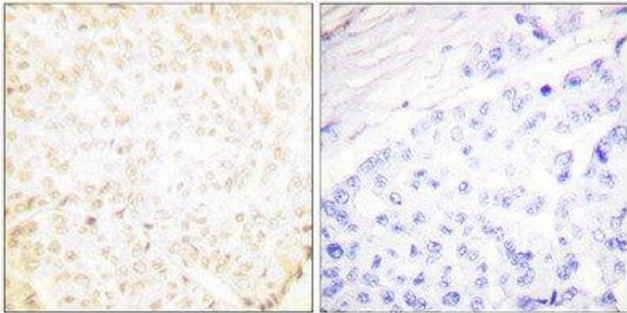
Restrictions: For Research Use only

## Handling

Storage: -20 °C


Storage Comment: Aliquot and store at -20 °C. Avoid repeated freeze/thaw cycles.

## Images



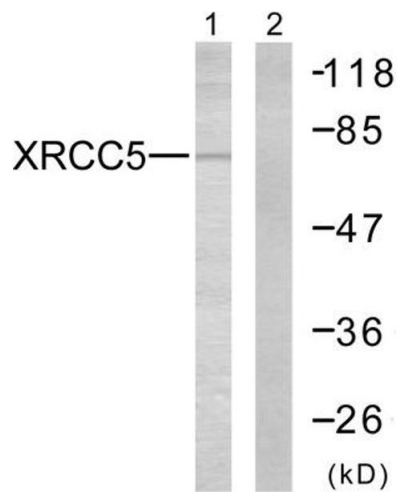
### Immunohistochemistry

Image 1.



### Western Blotting

Image 2.



### Western Blotting

**Image 3.** Western blot analysis of extracts from Jurkat cells, using XRCC5 antibody.

Please check the [product details page](#) for more images. Overall 4 images are available for ABIN1848902.