

Datasheet for ABIN1850314
anti-COL10A1 antibody (C-Term)[Go to Product page](#)

4 Images

Overview

Quantity:	100 µL
Target:	COL10A1
Binding Specificity:	C-Term
Reactivity:	Human, Mouse, Rat
Host:	Rabbit
Clonality:	Polyclonal
Conjugate:	This COL10A1 antibody is un-conjugated
Application:	Western Blotting (WB), ELISA, Immunohistochemistry (IHC), Immunofluorescence (fixed cells) (IF/ICC)

Product Details

Immunogen:	The antiserum was produced against synthesized peptide derived from C-terminal of human Collagen XX alpha 1.
Specificity:	Rabbit polyclonal antibody against Collagen XX alpha 1 protein.
Purification:	The antibody was affinity-purified from rabbit antiserum by affinity-chromatography using epitope-specific immunogen

Target Details

Target:	COL10A1
Alternative Name:	Collagen Type X alpha 1 (COL10A1 Products)
UniProt:	Q9P218 , P12107 , P20908

Application Details

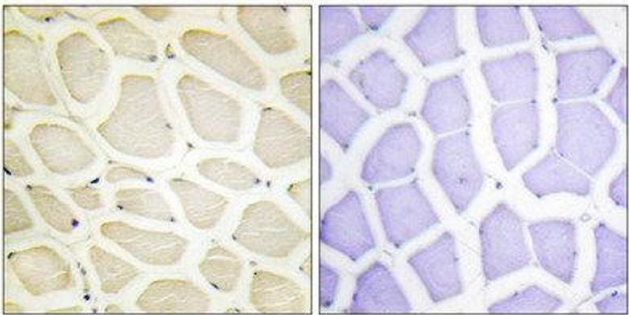
Restrictions: For Research Use only

Handling

Storage: -20 °C

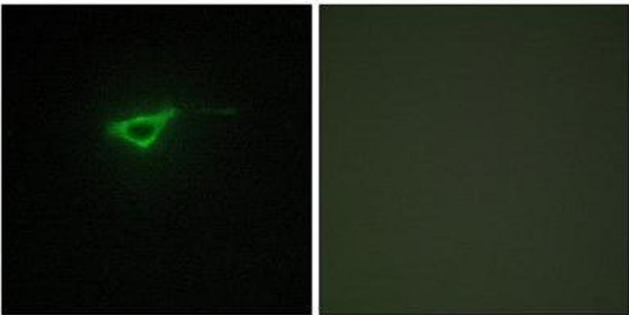
Storage Comment: Aliquot and store at -20 °C. Avoid repeated freeze/thaw cycles.

Images



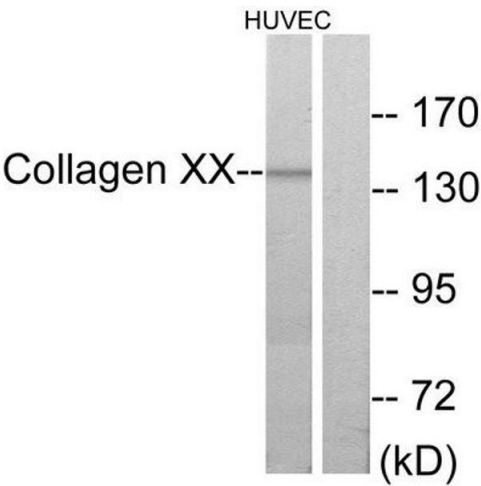
Immunohistochemistry

Image 1.



Immunofluorescence

Image 2.



Western Blotting

Image 3.

Please check the [product details page](#) for more images. Overall 4 images are available for ABIN1850314.