

Datasheet for ABIN1857851
anti-ALT antibody (AA 290-533)



[Go to Product page](#)

3 Images

Overview

Quantity:	100 µL
Target:	ALT
Binding Specificity:	AA 290-533
Reactivity:	Rat
Host:	Rabbit
Clonality:	Polyclonal
Conjugate:	This ALT antibody is un-conjugated
Application:	Western Blotting (WB), Immunohistochemistry (IHC), Immunoprecipitation (IP), Immunocytochemistry (ICC)

Product Details

Purpose:	Polyclonal Antibody to Alanine Aminopeptidase (AAP)
Immunogen:	RPB065Ra01 Recombinant Alanine Aminopeptidase (AAP)
Isotype:	IgG
Specificity:	The antibody is a rabbit polyclonal antibody raised against AAP. It has been selected for its ability to recognize AAP in immunohistochemical staining and western blotting.
Cross-Reactivity:	Human
Purification:	Antigen-specific affinity chromatography followed by Protein A affinity chromatography

Target Details

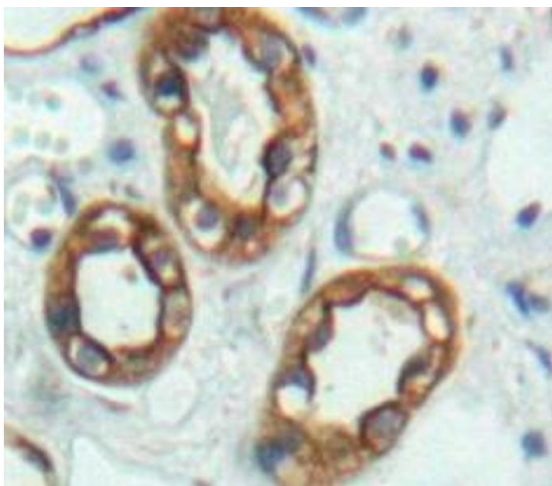


Target:	ALT
Alternative Name:	Alanine Aminopeptidase (ALT Products)
Background:	CD13, ALAP, P150, ANPEP, APN, LAP1, PEPN, Gp150, Aminopeptidase M, Microsomal Aminopeptidase, Alanyl Membrane Aminopeptidase, Aminopeptidase N

Application Details

Application Notes:	Western blotting: 0.2-2 µg/mL, 1:250-2500 Immunohistochemistry: 5-20 µg/mL, 1:25-100 Immunocytochemistry: 5-20 µg/mL, 1:25-100 Optimal working dilutions must be determined by end user.
Comment:	The thermal stability is described by the loss rate. The loss rate was determined by accelerated thermal degradation test, that is, incubate the protein at 37°C for 48h, and no obvious degradation and precipitation were observed. The loss rate is less than 5% within the expiration date under appropriate storage condition.
Restrictions:	For Research Use only

Handling

Format:	Liquid
Concentration:	500 µg/mL
Buffer:	PBS, pH 7.4, containing 0.01 % SKL, 1 mM DTT, 5 % Trehalose and Proclin300.
Preservative:	Dithiothreitol (DTT), ProClin
Precaution of Use:	WARNING: Reagents contain sodium azide. Sodium azide is very toxic if ingested or inhaled. Avoid contact with skin, eyes, or clothing. Wear eye or face protection when handling. If skin or eye contact occurs, wash with copious amounts of water. If ingested or inhaled, contact a physician immediately. Sodium azide yields toxic hydrazoic acid under acidic conditions. Dilute azide-containing compounds in running water before discarding to avoid accumulation of potentially explosive deposits in lead or copper plumbing.
Handling Advice:	Avoid repeated freeze-thaw cycles.
Storage:	4 °C, -20 °C
Storage Comment:	Store at 4°C for frequent use. Stored at -20°C in a manual defrost freezer for two year without detectable loss of activity. Avoid repeated freeze-thaw cycles.
Expiry Date:	12 months



Western Blotting

Image 1.

Western Blotting

Image 2. Western Blot; Sample: Human Urine; Primary Ab: 1µg/ml Rabbit Anti-Rat AAP Antibody Second Ab: 0.2µg/mL HRP-Linked Caprine Anti-Rabbit IgG Polyclonal Antibody (Catalog: SAA544Rb19)

Immunohistochemistry

Image 3. Used in DAB staining on fromalin fixed paraffin-embedded Kidney tissue