Datasheet for ABIN1859036

anti-GMFG antibody (AA 6-126)

3 Images

Go to Product page

Overview

Quantity:	100 µL
Target:	GMFG
Binding Specificity:	AA 6-126
Reactivity:	Human
Host:	Rabbit
Clonality:	Polyclonal
Conjugate:	This GMFG antibody is un-conjugated
Application:	Western Blotting (WB), Immunohistochemistry (IHC), Immunocytochemistry (ICC)

Product Details

Immunogen:	GMFg (Val6-Thr126)
Isotype:	IgG
Specificity:	The antibody is a rabbit polyclonal antibody raised against GMFg. It has been selected for its ability to recognize GMFg in immunohistochemical staining and western blotting.
Purification:	Antigen-specific affinity chromatography

Target Details

Target:	GMFG
Alternative Name:	Glia Maturation Factor Gamma (GMFg) (GMFG Products)

 Copyright antibodies-online. All rights reserved.

Application Details

Application Notes:	• Western blotting: 1:50-400 Immunocytochemistry in formalin fixed cells: 1:50-500 Immunohistochemistry in formalin fixed frozen section: 1:50-500 Immunohistochemistry in paraffin section: 1:10-100 Enzyme-linked Immunosorbent Assay: 1:100-1:5000 Optimal working dilutions must be determined by end user.
Comment:	The thermal stability is described by the loss rate. The loss rate was determined by accelerated thermal degradation test, that is, incubate the protein at 37&degC for 48h, and no obvious degradation and precipitation were observed. The loss rate is less than 5% within the expiration date under appropriate storage condition.
Restrictions:	For Research Use only

Handling

Format:	Liquid
Concentration:	Lot specific
Buffer:	PBS, pH 7.4, containing 0.02 % Sodium azide, 50 % glycerol.
Preservative:	Sodium azide
Precaution of Use:	WARNING: Reagents contain sodium azide. Sodium azide is very toxic if ingested or inhaled. Avoid contact with skin, eyes, or clothing. Wear eye or face protection when handling. If skin or eye contact occurs, wash with copious amounts of water. If ingested or inhaled, contact a physician immediately. Sodium azide yields toxic hydrazoic acid under acidic conditions. Dilute azide-containing compounds in running water before discarding to avoid accumulation of potentially explosive deposits in lead or copper plumbing.
Handling Advice:	Avoid repeated freeze-thaw cycles.
Storage:	4 °C
Storage Comment:	Store at 2-8 °C for one month. Aliquot and store at -80 °C for 12 months.
Expiry Date:	12 months

Copyright antibodies-online. All rights reserved.



Western Blotting

Image 1.

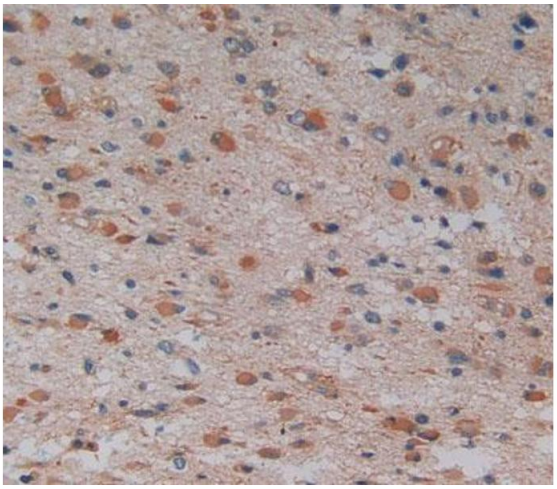

Immunohistochemistry

Image 2. Used in DAB staining on fromalin fixed paraffin-embedded glioma tissue

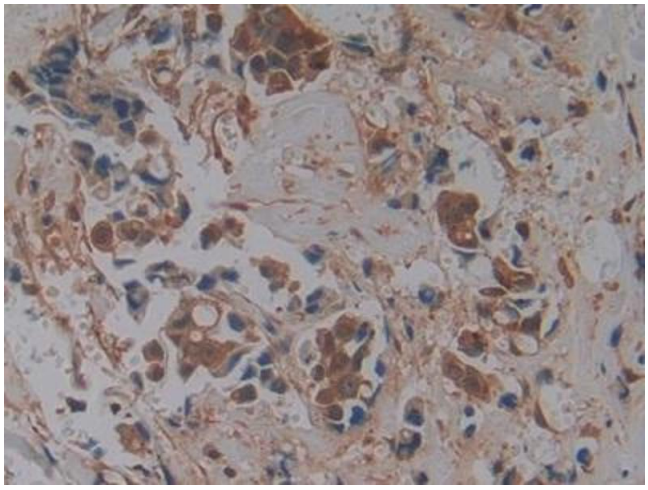

Immunohistochemistry

Image 3. DAB staining on IHC-P; Samples: Human Breast cancer Tissue

Copyright antibodies-online. All rights reserved.