



[Go to Product page](#)

Datasheet for ABIN1859890
anti-MST1 antibody (AA 469-704)

3 Images

Overview

| | |
|----------------------|--|
| Quantity: | 100 µL |
| Target: | MST1 |
| Binding Specificity: | AA 469-704 |
| Reactivity: | Mouse |
| Host: | Rabbit |
| Clonality: | Polyclonal |
| Conjugate: | This MST1 antibody is un-conjugated |
| Application: | Western Blotting (WB), Immunohistochemistry (IHC), Immunocytochemistry (ICC) |

Product Details

| | |
|---------------|--|
| Immunogen: | MSP (Pro469-Val704) |
| Isotype: | IgG |
| Specificity: | The antibody is a rabbit polyclonal antibody raised against MSP. It has been selected for its ability to recognize MSP in immunohistochemical staining and western blotting. |
| Purification: | Antigen-specific affinity chromatography |

Target Details

| | |
|-------------------|--|
| Target: | MST1 |
| Alternative Name: | Macrophage Stimulating Protein (MSP) (MST1 Products) |
| Background: | Alternative Names: MST1, HGFL, NF15S2, Hepatocyte Growth Factor-Like Protein, Macrophage |

Target Details


Stimulating 1

Application Details

| | |
|--------------------|---|
| Application Notes: | <ul style="list-style-type: none">Western blotting: 1:50-400 Immunocytochemistry in formalin fixed cells: 1:50-500 Immunohistochemistry in formalin fixed frozen section: 1:50-500 Immunohistochemistry in paraffin section: 1:10-100 Enzyme-linked Immunosorbent Assay: 1:100-1:5000 Optimal working dilutions must be determined by end user. |
| Comment: | The thermal stability is described by the loss rate. The loss rate was determined by accelerated thermal degradation test, that is, incubate the protein at 37°C for 48h, and no obvious degradation and precipitation were observed. The loss rate is less than 5% within the expiration date under appropriate storage condition. |
| Restrictions: | For Research Use only |

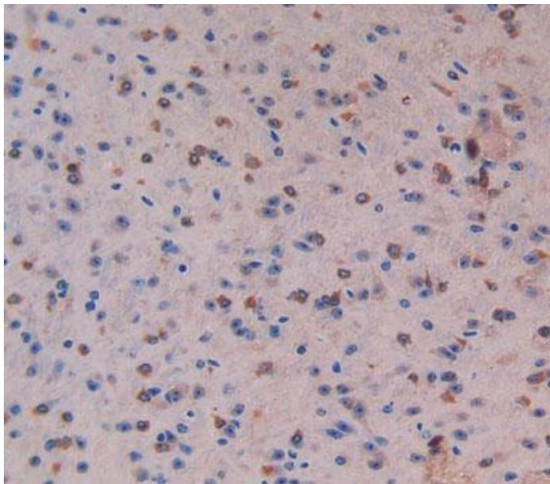
Handling

| | |
|--------------------|--|
| Format: | Liquid |
| Concentration: | Lot specific |
| Buffer: | PBS, pH 7.4, containing 0.02 % Sodium azide, 50 % glycerol. |
| Preservative: | Sodium azide |
| Precaution of Use: | WARNING: Reagents contain sodium azide. Sodium azide is very toxic if ingested or inhaled. Avoid contact with skin, eyes, or clothing. Wear eye or face protection when handling. If skin or eye contact occurs, wash with copious amounts of water. If ingested or inhaled, contact a physician immediately. Sodium azide yields toxic hydrazoic acid under acidic conditions. Dilute azide-containing compounds in running water before discarding to avoid accumulation of potentially explosive deposits in lead or copper plumbing. |
| Handling Advice: | Avoid repeated freeze-thaw cycles. |
| Storage: | 4 °C |
| Storage Comment: | Store at 2-8 °C for one month. Aliquot and store at -80 °C for 12 months. |
| Expiry Date: | 12 months |



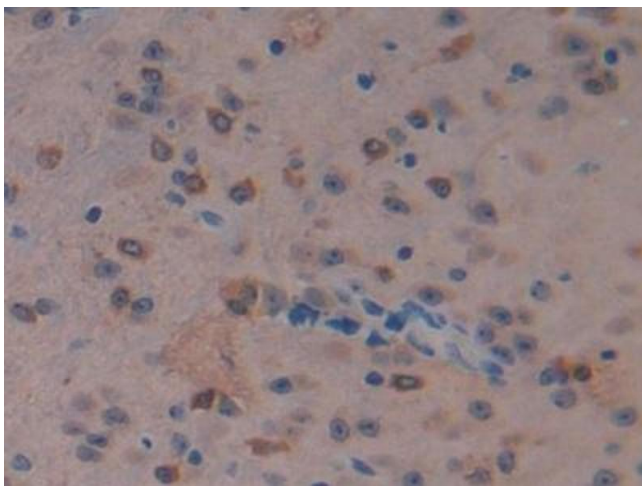
Western Blotting

Image 1.



Immunohistochemistry

Image 2. Used in DAB staining on formalin fixed paraffin-embedded Liver tissue



Immunohistochemistry

Image 3. DAB staining on IHC-P; Samples: Mouse Cerebrum Tissue