

Datasheet for ABIN1860279

anti-Periostin antibody (AA 500-630)[Go to Product page](#)**3** Images

Overview

Quantity:	100 µL
Target:	Periostin (POSTN)
Binding Specificity:	AA 500-630
Reactivity:	Human
Host:	Rabbit
Clonality:	Polyclonal
Conjugate:	This Periostin antibody is un-conjugated
Application:	Western Blotting (WB), Immunohistochemistry (IHC), Immunoprecipitation (IP), Immunocytochemistry (ICC)

Product Details

Purpose:	Polyclonal Antibody to Periostin (POSTN)
Immunogen:	RPH339Hu02Recombinant Periostin (POSTN)
Isotype:	IgG
Specificity:	The antibody is a rabbit polyclonal antibody raised against POSTN. It has been selected for its ability to recognize POSTN in immunohistochemical staining and western blotting.
Cross-Reactivity:	Mouse, Rat
Purification:	Antigen-specific affinity chromatography followed by Protein A affinity chromatography

Target Details


Target:	Periostin (POSTN)
Alternative Name:	POSTN (POSTN Products)
Background:	OSF-2, PDLPOSTN, PN, Osteoblast Specific Factor 2

Application Details

Application Notes:	Western blotting: 0.2-2 µg/mL, 1:250-2500 Immunohistochemistry: 5-20 µg/mL, 1:25-100 Immunocytochemistry: 5-20 µg/mL, 1:25-100 Optimal working dilutions must be determined by end user.
Comment:	The thermal stability is described by the loss rate. The loss rate was determined by accelerated thermal degradation test, that is, incubate the protein at 37°C for 48h, and no obvious degradation and precipitation were observed. The loss rate is less than 5% within the expiration date under appropriate storage condition.
Restrictions:	For Research Use only


Handling

Format:	Liquid
Concentration:	500 µg/mL
Buffer:	PBS, pH 7.4, containing 0.01 % SKL, 1 mM DTT, 5 % Trehalose and Proclin300.
Preservative:	Dithiothreitol (DTT), ProClin
Precaution of Use:	WARNING: Reagents contain sodium azide. Sodium azide is very toxic if ingested or inhaled. Avoid contact with skin, eyes, or clothing. Wear eye or face protection when handling. If skin or eye contact occurs, wash with copious amounts of water. If ingested or inhaled, contact a physician immediately. Sodium azide yields toxic hydrazoic acid under acidic conditions. Dilute azide-containing compounds in running water before discarding to avoid accumulation of potentially explosive deposits in lead or copper plumbing.
Handling Advice:	Avoid repeated freeze-thaw cycles.
Storage:	4 °C, -20 °C
Storage Comment:	Store at 4°C for frequent use. Stored at -20°C in a manual defrost freezer for two year without detectable loss of activity. Avoid repeated freeze-thaw cycles.
Expiry Date:	12 months



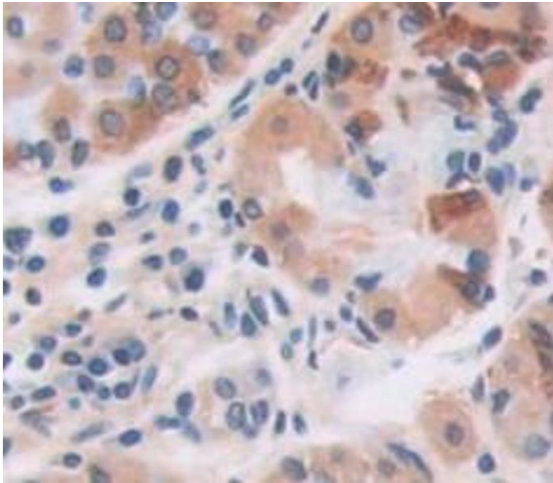
Western Blotting

Image 1.



Western Blotting

Image 2. Western Blot; Sample: Human BXPC3 cell lysate; Primary Ab: 1µg/ml Rabbit Anti-Human POSTN Antibody Second Ab: 0.2µg/mL HRP-Linked Caprine Anti-Rabbit IgG Polyclonal Antibody (Catalog: SAA544Rb19)



Immunohistochemistry

Image 3. Figure.DAB staining on IHC-P. Samples: Human Tissue