



Datasheet for ABIN1860307

## anti-Peroxiredoxin 3 antibody (AA 64-257)



[Go to Product page](#)

### 3 Images

#### Overview

Quantity:	100 µL
Target:	Peroxiredoxin 3 (PRDX3)
Binding Specificity:	AA 64-257
Reactivity:	Mouse
Host:	Rabbit
Clonality:	Polyclonal
Conjugate:	This Peroxiredoxin 3 antibody is un-conjugated
Application:	Western Blotting (WB), Immunohistochemistry (IHC), Immunocytochemistry (ICC)

#### Product Details

Immunogen:	PRDX3 (Pro64-Gln257)
Isotype:	IgG
Specificity:	The antibody is a rabbit polyclonal antibody raised against PRDX3. It has been selected for its ability to recognize PRDX3 in immunohistochemical staining and western blotting.
Purification:	Antigen-specific affinity chromatography

#### Target Details

Target:	Peroxiredoxin 3 (PRDX3)
Abstract:	<a href="#">PRDX3 Products</a>
Background:	Alternative Names: MER5, AOP-1, AOP1, SP-22, Antioxidant Protein 1, Thioredoxin-dependent

## Target Details

---

peroxide reductase, mitochondrial

Pathways: [Ribonucleoside Biosynthetic Process](#), [Methionine Biosynthetic Process](#)

## Application Details

---

Application Notes: 

- Western blotting: 1:50-400 Immunocytochemistry in formalin fixed cells: 1:50-500 Immunohistochemistry in formalin fixed frozen section: 1:50-500 Immunohistochemistry in paraffin section: 1:10-100 Enzyme-linked Immunosorbent Assay: 1:100-1:5000 Optimal working dilutions must be determined by end user.

Comment: The thermal stability is described by the loss rate. The loss rate was determined by accelerated thermal degradation test, that is, incubate the protein at 37°C for 48h, and no obvious degradation and precipitation were observed. The loss rate is less than 5% within the expiration date under appropriate storage condition.

Restrictions: For Research Use only

## Handling

---

Format: Liquid

Concentration: Lot specific

Buffer: PBS, pH 7.4, containing 0.02 % Sodium azide, 50 % glycerol.

Preservative: Sodium azide


Precaution of Use: **WARNING:** Reagents contain sodium azide. Sodium azide is very toxic if ingested or inhaled. Avoid contact with skin, eyes, or clothing. Wear eye or face protection when handling. If skin or eye contact occurs, wash with copious amounts of water. If ingested or inhaled, contact a physician immediately. Sodium azide yields toxic hydrazoic acid under acidic conditions. Dilute azide-containing compounds in running water before discarding to avoid accumulation of potentially explosive deposits in lead or copper plumbing.

Handling Advice: Avoid repeated freeze-thaw cycles.

Storage: 4 °C


Storage Comment: Store at 2-8 °C for one month. Aliquot and store at -80 °C for 12 months.

Expiry Date: 12 months



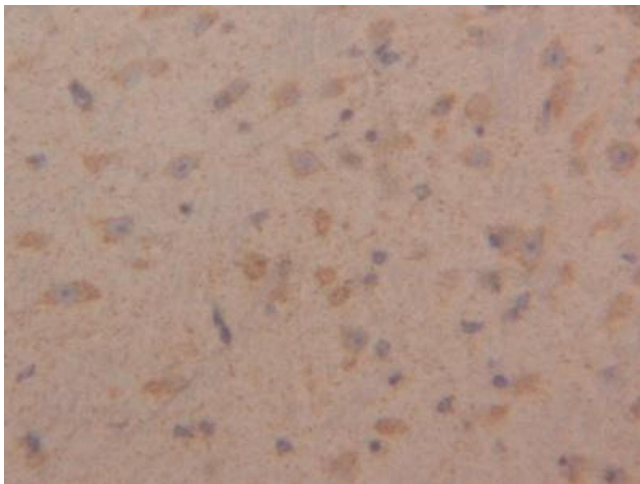
#### Western Blotting

**Image 1.**



#### Western Blotting

**Image 2.** Western Blot; Sample: Rat Brain lysate; Primary Ab: 2 $\mu$ g/mL Rabbit Anti-Mouse PRDX3 Antibody Second Ab: 0.2 $\mu$ g/mL HRP-Linked Caprine Anti-Rabbit IgG Polyclonal Antibody (Catalog: SAA544Rb19)



#### Immunohistochemistry

**Image 3.** DAB staining on IHC-P; Samples: Mouse Cerebrum Tissue